

Syddansk Universitet

Neutrino masses and ordering via multimessenger astronomy

Langæble, Kasper; Meroni, Aurora; Sannino, Francesco

Published in:
Physical Review D

DOI:
[10.1103/PhysRevD.94.053013](https://doi.org/10.1103/PhysRevD.94.053013)

Publication date:
2016

Document version
Publisher's PDF, also known as Version of record

Document license
CC BY

Citation for published version (APA):
Langæble, K., Meroni, A., & Sannino, F. (2016). Neutrino masses and ordering via multimessenger astronomy. *Physical Review D*, 94(5), 1-8. [053013]. <https://doi.org/10.1103/PhysRevD.94.053013>

General rights

Copyright and moral rights for the publications made accessible in the public portal are retained by the authors and/or other copyright owners and it is a condition of accessing publications that users recognise and abide by the legal requirements associated with these rights.

- Users may download and print one copy of any publication from the public portal for the purpose of private study or research.
- You may not further distribute the material or use it for any profit-making activity or commercial gain
- You may freely distribute the URL identifying the publication in the public portal ?

Take down policy

If you believe that this document breaches copyright please contact us providing details, and we will remove access to the work immediately and investigate your claim.

Neutrino masses and ordering via multimessenger astronomyKasper Langæble,^{*} Aurora Meroni,[†] and Francesco Sannino[‡]*CP³-Origins & the Danish Institute for Advanced Study, University of Southern Denmark,
Campusvej 55, DK-5230 Odense M, Denmark*

(Received 5 March 2016; revised manuscript received 24 June 2016; published 28 September 2016)

We define the theoretical framework and deduce the conditions under which multimessenger astronomy can provide useful information about neutrino masses and their ordering. The framework uses time differences between the arrival of neutrinos and the other light messenger, i.e. the graviton, emitted in astrophysical catastrophes. We also provide a preliminary feasibility study elucidating the experimental reach and challenges for planned neutrino detectors such as Hyper-Kamiokande as well as future several-megaton detectors. This study shows that future experiments can be useful in independently testing the cosmological bounds on absolute neutrino masses. Concretely, the success of such measurements depends crucially on the available rate of astrophysical events and further requires development of high resolution timing besides the need for megaton-size detectors.

DOI: 10.1103/PhysRevD.94.053013

I. INTRODUCTION

The fascinating discovery by the LIGO Collaboration [1] of ripples in the fabric of space-time—the gravitational waves (GWs), first anticipated by Einstein a century ago—shows us a completely new way of exploring the Universe. GWs carry detailed information about astrophysical catastrophes and can provide a clear reference time for multimessenger astronomy. In the next decade we therefore expect great advances from the experimental particle physics searches, on Earth and in space.

It is therefore timely to ask whether it is possible to use these new extraordinary experimental achievements as new tools to help settle some of the open issues in particle physics.

We know that the Standard Model (SM) cannot be the ultimate theory of Nature since the neutrino sector and dark matter are not yet properly accounted for. In fact, the nature of the three light active neutrinos ν_i ($i = 1, 2, 3$) with definite mass m_i is unknown. To date, neutrinos can still be Dirac fermions if particle interactions conserve some additive lepton number, e.g., the total lepton charge $L = L_e + L_\mu + L_\tau$. However, if the total lepton charge is violated, they can have a Majorana nature [2,3]. The only feasible experiment, so far, that can unveil the nature of massive neutrinos is neutrinoless double beta ($\beta\beta$)_{0ν} decay (see, e.g., Ref. [4] for a review).

Another pressing question to answer is how light the neutrinos are.¹ Experimental evidence of neutrino oscillations, and thus the existence of at least three neutrino

states, forces us to include them in the SM and to give them small mass differences [8]. However, oscillation experiments are not sensitive to their masses. The fact that their masses are tiny, when compared to other SM particles, comes from cosmology, where an upper bound on the sum of the active neutrinos $\sum_i m_i < 0.23$ eV can be established [9]. More recently, more stringent limits have been obtained through the Lyman alpha forest power spectrum, $\sum_i m_i < 0.12$ eV [10]. These constraints will be further tested independently by other experiments such as beta decay and neutrinoless double beta decay. Future large scale structure surveys like the approved EUCLID [11] will allow us to constrain $\sum_i m_i$ down to 0.01 eV when combined with Planck data.

The enormous disparity between the neutrino masses and those of the charged leptons and quarks suggests that the neutrino masses might be related to the existence of a new fundamental mass scale in particle physics, associated with the existence of new physics beyond that predicted by the SM. The so-called seesaw mechanism [12] gives an appealing explanation of neutrino mass generation, at the same time explaining the smallness of their masses and of their possible Majorana nature, through the existence of heavier fermionic SM singlets. It can also serve as a stepping stone for the explanation of the observed baryon asymmetry in the Universe through leptogenesis [13].

The detection of GW150914 [1] has already ignited the experimental neutrino community (see, e.g., the null search results of ANTARES and ICE-CUBE [14]), and the next-generation kilometer-scale laser-interferometric GW detectors such as aLIGO [15], aVIRGO [16], and KAGRA [17] will have a strong impact on multimessenger astronomy.

The goal of this work is to investigate whether experiments, making use of GW detection in combination with the associated neutrino (and photon) counterparts, can

^{*}langaable@cp3.sdu.dk[†]meroni@cp3.sdu.dk[‡]sannino@cp3.dias.sdu.dk¹For a discussion on neutrino speed measurements on Earth, see, e.g., Refs. [5–7].

TABLE I. Three-flavor oscillation parameters from the fit to global data after the NOW 2014 conference performed by the NuFIT group [30]. The numbers in the first (second) column are obtained assuming NO (IO). Note that $\Delta m_{3\ell}^2 \equiv \Delta m_{31}^2 > 0$ for NO and $\Delta m_{3\ell}^2 \equiv \Delta m_{32}^2 < 0$ for IO.

| | Normal ordering | | Inverted ordering | |
|---|------------------------------|-----------------------------|------------------------------|-----------------------------|
| | bf μ $\pm 1\sigma$ | 3σ range | bf μ $\pm 1\sigma$ | 3σ range |
| $\sin^2 \theta_{12}$ | $0.304^{+0.013}_{-0.012}$ | $0.270 \rightarrow 0.344$ | $0.304^{+0.013}_{-0.012}$ | $0.270 \rightarrow 0.344$ |
| $\sin^2 \theta_{23}$ | $0.452^{+0.052}_{-0.028}$ | $0.382 \rightarrow 0.643$ | $0.579^{+0.025}_{-0.037}$ | $0.389 \rightarrow 0.644$ |
| $\sin^2 \theta_{13}$ | $0.0218^{+0.0010}_{-0.0010}$ | $0.0186 \rightarrow 0.0250$ | $0.0219^{+0.0011}_{-0.0010}$ | $0.0188 \rightarrow 0.0251$ |
| $\Delta m_{21}^2 [10^{-5} \text{ eV}^2]$ | $7.50^{+0.19}_{-0.17}$ | $7.02 \rightarrow 8.09$ | $7.50^{+0.19}_{-0.17}$ | $7.02 \rightarrow 8.09$ |
| $\Delta m_{3\ell}^2 [10^{-3} \text{ eV}^2]$ | $+2.457^{+0.047}_{-0.047}$ | $+2.317 \rightarrow +2.607$ | $-2.449^{+0.048}_{-0.047}$ | $-2.590 \rightarrow -2.307$ |

make a dent in understanding the ordering of neutrino masses.

It has been established in the past literature [18–26], and more recently in Ref. [27], that valuable information on the neutrino masses can be obtained by investigating the time delay between the observation of neutrinos and gravitational waves emitted in astrophysical events such as supernovae. In the meantime, neutrino physics has entered the precision era with the determination of the reactor mixing angle θ_{13} [28,29]. Furthermore, different experiments, ranging from cosmological surveys to particle experiments, are constraining the absolute neutrino mass to be less than 0.1 eV.² It is therefore timely to think about this subject in a new light.

Despite the progress in neutrino physics, current experiments cannot yet decide on the neutrino mass ordering and their absolute mass scale.

In the following we will briefly review the current status of neutrino ordering and mixing. Then we explore the conditions under which multimessenger astronomy can reveal or constrain the neutrino mass ordering and absolute mass. We conclude with a preliminary feasibility investigation.

II. NEUTRINO ORDERINGS: CURRENT STATUS

Current available neutrino oscillation data [30] (see Table I) are compatible with two types of neutrino mass spectra. These depend on the sign of $\Delta m_{3\ell}^2$ ($\ell = 1, 2$) and are summarized below:

(i) *Spectrum with normal ordering (NO)*:

$$m_1 < m_2 < m_3, \quad \Delta m_{31}^2 > 0, \quad \Delta m_{21}^2 > 0,$$

$$m_{2(3)} = (m_1^2 + \Delta m_{21(31)}^2)^{\frac{1}{2}}.$$

²In [22] it was shown that using gravitational waves and neutrino burst events detected using SuperKamiokande or SNO, one could be sensitive to absolute neutrino masses in the range [0.75, 1.1] eV for distances of about 10 kpc. These mass values are now outdated.

(ii) *Spectrum with inverted ordering (IO)*:

$$m_3 < m_1 < m_2, \quad \Delta m_{32}^2 < 0, \quad \Delta m_{21}^2 > 0,$$

$$m_2 = (m_3^2 + \Delta m_{23}^2)^{\frac{1}{2}},$$

$$m_1 = (m_3^2 + \Delta m_{23}^2 - \Delta m_{21}^2)^{\frac{1}{2}}.$$

It should be kept in mind that $\Delta m_{31}^2(NO) = |\Delta m_{32}^2(IO)|$, where the notation is self-explanatory. Depending on the value of the lightest neutrino mass, m_{\min} , the neutrino mass spectrum can be as follows:

(a) *Normal hierarchical (NH)*:

$$m_1 \ll m_2 < m_3,$$

$$m_2 \cong (\Delta m_{21}^2)^{\frac{1}{2}} \cong 8.68 \times 10^{-3} \text{ eV},$$

$$m_3 \cong (\Delta m_{31}^2)^{\frac{1}{2}} \cong 4.97 \times 10^{-2} \text{ eV}.$$

(b) *Inverted hierarchical (IH)*:

$$m_3 \ll m_1 < m_2,$$

$$m_{1,2} \cong |\Delta m_{32}^2|^{\frac{1}{2}} \cong 4.97 \times 10^{-2} \text{ eV}.$$

(c) *Quasidegenerate (QD)*:

$$m_1 \cong m_2 \cong m_3 \cong m_0, \quad m_0 \gtrsim 0.1 \text{ eV},$$

$$m_j^2 \gg |\Delta m_{31(32)}^2|, \quad j = 1, 2, 3.$$

We denote solar and atmospheric square mass differences, respectively, as Δm_{21}^2 and $\Delta m_{3\ell}^2$. The current cosmological bounds strongly disfavor the degenerate regime. However, these results should be further tested independently, for example, by beta decay and neutrinoless double beta decay experiments.

III. MULTIMESSENGER ASTRONOMY

The detection of GWs is a crucial test of general relativity and, as already discussed in the literature, it is also important to deduce other relevant physical properties.

This new information can be derived when comparing, for example, their propagation velocity with those of photons and neutrinos coming from the same astrophysical source.

A. Setup

Let us start by considering a potential observation of an astrophysical catastrophe. Using the same notation of [27], we denote with $T_g \equiv L/v_g$, $T_{\nu_i} \equiv L/v_{\nu_i}$ and $T_\gamma \equiv L/v_\gamma$, respectively, the time of propagation of a GW, a given neutrino mass eigenstate, and photons with group velocities v_g , v_{ν_i} , and v_γ . Following Fig. 1 a GW is emitted at the time t_g^E from a source at distance L and detected on Earth at t_g . Similarly, we have emission and detection times for photons and neutrinos. For instance, astrophysical catastrophes like the merging of a neutron star binary or the core bounce of a core-collapsed supernova (SN) are believed to follow this pattern. The difference of the arrival times between the GWs and neutrinos, $\tau_{\text{obs}} \equiv t_\nu - t_g$, or the GW and a photon, $\tau'_{\text{obs}} \equiv t_\gamma - t_g$, are both observables, which can be positive or negative for an early or late arrival of a GW. Typically the emission times of the three signals (GW, γ and ν) do not coincide.³ For instance, in the supernova explosion SN1987A [32], the neutrinos arrived approximately 2–3 hours before the associated photons.

Let us assume now that a neutrino is emitted at $t_\nu^E = t_g^E + \tau'_{\text{int}}$ and detected at time t_ν . A relativistic mass eigenstate neutrino with mass $m_i c^2 \ll E$ ($i = 1, 2, 3$) propagates with a group velocity

$$\frac{v_i}{c} = 1 - \frac{m_i^2 c^4}{2E^2} + \mathcal{O}\left(\frac{m_i^4 c^8}{8E^4}\right), \quad (1)$$

where we assume that the different species of neutrinos are produced with a common energy value E . If a given neutrino is produced by a source at a distance L , the time-of-flight delay Δt_i with respect to a massless particle, emitted by the same source at the same time, is

$$\Delta t_i \cong \frac{m_i^2 c^4 L}{2E^2 c} = 2.57 \left(\frac{m_i c^2}{\text{eV}}\right)^2 \left(\frac{E}{\text{MeV}}\right)^{-2} \frac{L}{50 \text{ kpc}} \text{ s}. \quad (2)$$

Here we do not take into account cosmic expansion since we consider sources at low redshift, $z \ll 0.1$. This causes an error of less than 5%. From the expression in (2), we observe that larger distances and small neutrino energies are needed in order to maximize the experimental sensitivity. For distances around 50 kpc (SN1987A) and an energy of 10 MeV, a neutrino with a mass of 0.07 eV (the

³In alternative theories of gravity the three particles under study—photons, gravitons and neutrinos—can couple to different effective metrics. In this case the Shapiro delay is not the same for the three signals [31]. In this work, however, we assume the same coupling to the metric for all the signals.

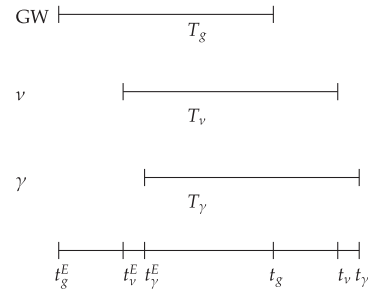


FIG. 1. GW, neutrino and photon propagation in time.

upper current absolute mass scale inferred from the Planck Collaboration [9]) would arrive $\sim 10^{-4}$ s later than a massless particle. Similar to (2) we express the time delay between the arrival of two neutrino mass eigenstates as

$$\Delta t_{\nu_i \nu_j} = \Delta t_i - \Delta t_j = \frac{\Delta m_{ij}^2 c^4}{2E^2} T_0 \quad \text{with} \quad T_0 = \frac{L}{c}, \quad (3)$$

with $\Delta m_{ij}^2 = m_i^2 - m_j^2$ and to leading order in $m^2 c^4/E^2$. We note that in this limit the time intervals do not depend on the absolute neutrino mass scale but solely on the square mass differences which are determined experimentally (see Table I).

B. Disentangling neutrino mass ordering

We are now equipped with the needed information to address our overarching quests. From (3) we observe that if the detector uncertainty is 10^{-3} s, we are able to disentangle the atmospheric (solar) squared mass differences with a signal coming from a distance larger than 0.8 (26) Mpc, assuming neutrinos have an energy of about 10 MeV. These distances decrease if we lower the neutrino energy.

This means that for neutrinos with an average energy of 10 MeV, the delay time of the heaviest neutrino mass eigenstate with respect to the lightest is larger than 10^{-3} s independently of the absolute neutrino mass scale and hierarchy, for distances larger than ~ 0.8 Mpc. Therefore, assuming an accuracy of 10^{-3} s, the relevant sources are those at distances larger than 0.8 Mpc. With better time accuracy the distance decreases linearly.

We show in Fig. 2 the time delay (for each mass eigenstate) Δt_i considering NO and IO (left and right panels, respectively) as a function of the lightest neutrino mass, setting the neutrino energy to 10 MeV and the distance of the source to 1 Mpc. The physically relevant arrival time differences between neutrino mass eigenstates $\Delta t_{\nu_i \nu_j}$ can be readily determined from Fig. 2. In this figure we also show the future sensitivity on the absolute neutrino mass of the β decay experiment KATRIN [33], which is expected to be around 0.2 eV, and the constraints given by the Planck Collaboration on the sum of the light active

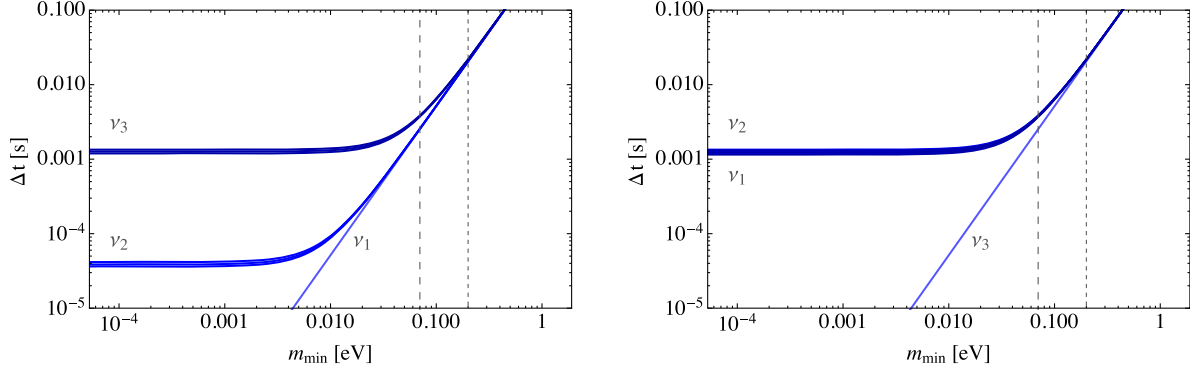


FIG. 2. The range of Δt_i ($i = 1, 2, 3$), the time delay of neutrinos with respect to photons, vs the lightest of the neutrino masses, m_{\min} , for a distance of 1 Mpc and 10 MeV. We show the results for NO and IO (left and right panels) considering a 3σ uncertainty in the oscillation parameters given in Table I. The dashed and dotted vertical lines correspond to the Planck limit on the sum of neutrino masses and the perspective upper limits from the KATRIN experiment (more details in the text).

neutrinos [9] $\sum_i m_i \leq 0.23$ eV 95% C.L. In Table II we produce relevant benchmark neutrino time lapses considering two different source distances for different values of the lightest neutrino mass for 10 MeV neutrinos. Table III shows the substantial gain in time lapse for the distances of 1 Mpc but with a neutrino mass energy of 5 MeV, which is still within experimental reach [34]. For illustrative purposes we give similar data for 10 Mpc in parentheses.

TABLE II. Benchmark time lapses for ν_1 , ν_2 and ν_3 , respectively. We consider a distance of 10 kpc (1 Mpc) and a neutrino energy of $E = 10$ MeV.

| m_{\min} [eV] | Δt_{ν_i} [s] | |
|-----------------|--------------------------------|--------------------------------|
| | NO | IO |
| 0 | 0 | $1.23 \times 10^{-5}(10^{-3})$ |
| | $3.86 \times 10^{-7}(10^{-5})$ | $1.26 \times 10^{-5}(10^{-3})$ |
| | $1.26 \times 10^{-5}(10^{-3})$ | 0 |
| 0.01 | $5.14 \times 10^{-7}(10^{-5})$ | $1.28 \times 10^{-5}(10^{-3})$ |
| | $9.00 \times 10^{-7}(10^{-5})$ | $1.32 \times 10^{-5}(10^{-3})$ |
| | $1.32 \times 10^{-5}(10^{-3})$ | $5.14 \times 10^{-7}(10^{-5})$ |

TABLE III. Benchmark time lapses for ν_1 , ν_2 and ν_3 , respectively. We consider a distance of 1 (10) Mpc and a neutrino energy of $E = 5$ MeV.

| m_{\min} [eV] | Δt_{ν_i} [s] | |
|-----------------|--------------------------------|--------------------------------|
| | NO | IO |
| 0 | 0 | $4.91 \times 10^{-3}(10^{-2})$ |
| | $1.54 \times 10^{-4}(10^{-3})$ | $5.06 \times 10^{-3}(10^{-2})$ |
| | $5.06 \times 10^{-3}(10^{-2})$ | 0 |
| 0.01 | $2.06 \times 10^{-4}(10^{-3})$ | $5.11 \times 10^{-3}(10^{-2})$ |
| | $3.60 \times 10^{-4}(10^{-3})$ | $5.27 \times 10^{-3}(10^{-2})$ |
| | $5.27 \times 10^{-3}(10^{-2})$ | $2.06 \times 10^{-4}(10^{-3})$ |

From Fig. 2 we observe that for a given distance and energy, the NO and IO spectra differ by having different time delay patterns. We note that for IO the delay between the two heaviest mass eigenstates is equivalent to the time lapse between the first two lighter mass eigenstates for NO. If we consider a conservative time accuracy of 10^{-4} s for the next generation of detectors,⁴ the time lapse differences between NO and IO will not be distinguishable.

However, in addition to the time information, the ratio between the amplitudes of the different neutrinos reaching the detector can also be measured. Since the distances considered here are very large, neutrinos will reach the detector incoherently such that the time integrated arrival probability is

$$P(\nu_\alpha \rightarrow \nu_\beta) = \sum_i |U_{\alpha i}|^2 |U_{\beta i}|^2, \quad (4)$$

where α and β are flavor eigenstates. In fact, this expression holds true whenever the time arrival differences among the three mass eigenstates are smaller than the detector time resolution. However, when $\Delta t_{\nu_i \nu_j}$ is larger than the detector resolution, each mass eigenstate ν_i can be detected independently and will interact with the detector with probability⁵

$$P(\nu_\alpha \rightarrow \nu_\beta)_i = |U_{\alpha i}|^2 |U_{\beta i}|^2. \quad (5)$$

⁴This accuracy is conservative compared with an estimate based on the uncertainty on the vertex reconstruction, which is about 3 m for Hyper-Kamiokande [34]. In order to obtain a global time, when comparing with other experiments, a higher uncertainty is expected.

⁵We work in the regime of incoherence. Defining σ_{xP} (σ_{xD}) as the spatial width of the production (detection) neutrino wave packet, we work under the assumption that $|(v_j - v_k)L/c| \gg \max(\sigma_{xP}, \sigma_{xD})$, with v_i and v_j the two group velocities of the two wave packets of neutrino mass eigenstates ν_i and ν_j .

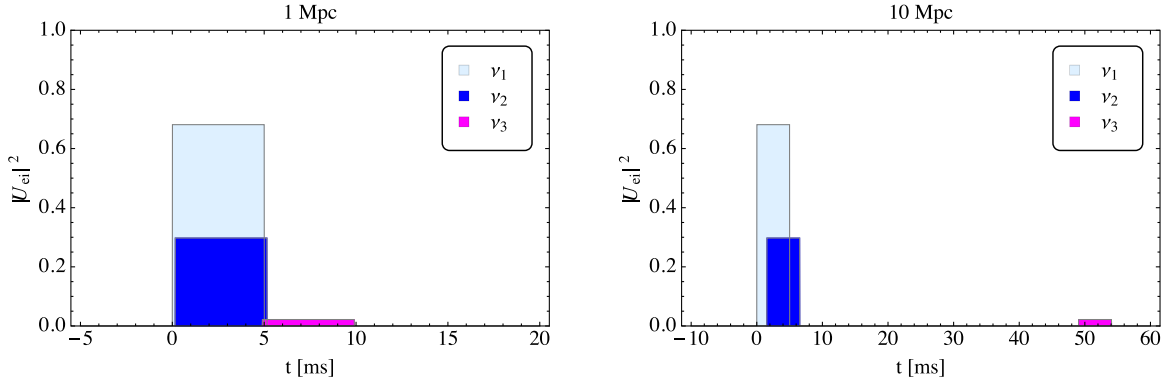


FIG. 3. Schematic representation of the square root of the probability given in (5) of detecting flavor state ν_e if the source emits a short burst of ν_e as a function of time. The left panel is for 1 Mpc, and the right, for illustrative purposes, is for 10 Mpc at an energy of 5 MeV. For definiteness we assume NO, and each bin corresponds to a fiducial collective time of 5 ms.

For simplicity, here we do not consider matter effects which could, in principle, take place in the propagation through the Earth itself. In Fig. 3 we illustrate a possible pattern of neutrino detection following (5), using the time differences reported in Table III. Depending on the source, its distance and the experimental time sensitivity, the figure shows that, at least in principle, one can observe interesting time patterns reflecting the neutrino ordering and mixing.

So far we have discussed the basic setup and argued that neutrino detectors on Earth can help disentangle the neutrino ordering, when observing distant astrophysical catastrophes. We now discuss information that can be obtained when comparing time differences with respect to the other light messengers.

C. Absolute neutrino masses from time differences

The attractive idea to use a multisignal approach was put forward in [27], where the authors translate a potential SN signal of GWs and neutrinos into limits on the speed of GWs and on the absolute neutrino mass scale. We define

$$\Delta T_{\nu ig} = T_{\nu_i} - T_g, \quad (6)$$

which implies

$$\Delta T_{\nu ig} = \tau_{\text{obs}}^i - \tau_{\text{int}}^\nu, \quad (7)$$

where i denotes the i th neutrino mass eigenstate. The deviation from the speed of light for GWs and neutrinos reads

$$\delta_g \equiv \frac{c - v_g}{c}, \quad \delta_{\nu_i} \equiv \frac{c - v_{\nu_i}}{c}, \quad (8)$$

with

$$\delta_{\nu_i} = \frac{m_i^2 c^4}{2E^2} + \mathcal{O}\left(\frac{m_i^4 c^8}{8E^4}\right). \quad (9)$$

From the definition (6) it follows that

$$\frac{\Delta T_{\nu ig}}{T_0} = \frac{\delta_{\nu_i} - \delta_g}{(1 - \delta_g)(1 - \delta_{\nu_i})}, \quad (10)$$

where, as already defined earlier, $T_0 = L/c$. If in (10) we consider an uncertainty in the time of emission of neutrinos, τ_{int}^ν , in order to detect the GW and the neutrino signal, we must have

$$|\Delta T_{\nu ig}| > \tau_{\text{int}}^\nu, \quad (11)$$

and using (10) to the first order in δ_ν and δ_g , one finds

$$|\delta_{\nu_i} - \delta_g| T_0 \gtrsim \tau_{\text{int}}^\nu. \quad (12)$$

Using the inequality above and assuming $\tau_{\text{int}}^\nu \sim 10$ ms (typical time for a SN burst) and an energy equal to the energy threshold of HK, $E_\nu = 7$ MeV, we show in Fig. 4 the δ_g dependence on the lightest neutrino mass for a reference distance of $L = 1$ Mpc (grey region). In principle, detectors with a lower energy resolutions, such as JUNO ($E_\nu^{\text{th}} = 1.806$ MeV), could test lower values of m_{min} and could probe neutrino mass up to ~ 0.02 eV for distances around 1 Mpc, which are at least an order of magnitude lower than present cosmological limits and the perspective upper limit from KATRIN (see orange region in Fig. 4).

Last, we notice that limits on v_g can also be obtained from high energetic events or from the requirement of Lorentz invariance. In fact, if the GW velocity is subluminal, then cosmic rays lose their energy via gravitational Cherenkov radiation and cannot reach the Earth. The fact that ultra-high-energy cosmic rays are observed on Earth limits the GW propagation speed to be

$$c - v_g < 2 \times 10^{-15} (10^{-19}) c, \quad (13)$$

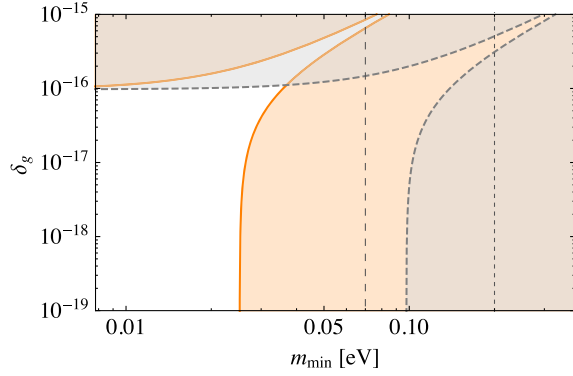


FIG. 4. Plot of δ_g as a function of the lightest neutrino mass considering $\tau_{\text{int}}^\nu \sim 10$ ms using Eq. (12). We consider the HK and JUNO energy thresholds, $E_\nu = 7$ MeV (grey region) and $E_\nu = 1.806$ MeV (orange region), respectively, for $L = 1$ Mpc. The dashed and dotted vertical lines correspond to the Planck limit, $\sum_i m_i < 0.23$ eV, and the perspective upper limits of KATRIN, 0.2 eV.

assuming that the cosmic rays have galactic origin (extragalactic) [35].

Further independent constraints on Lorentz violation can therefore be set when observing photon and gravitational waves. Reference [36] attempted this by combining the event GW150914 in GWs with the observation made by the Fermi Gamma-Ray Burst Monitor [37] of a transient photon source in apparent coincidence [36],

$$v_g - c < 10^{-17} c. \quad (14)$$

There are serious concerns about the true correlation between the two events. Nevertheless, if one recasts the limits in Eqs. (13) and (14), one obtains

$$-10^{-17} < \delta_g < 2 \times 10^{-15} (10^{-19}). \quad (15)$$

Independent bounds on δ_g are important since they allow for a more precise interpretation of Fig. 4 in terms of m_{min} .

So far we have discussed the time difference measurement between a neutrino and a GW. Similarly, one can imagine a time difference to emerge if, rather than a GW, one were to detect a photon. If all messengers were simultaneously detected and assuming a unique source by using (2), within experimental resolution, the following consistency condition must hold:

$$\Delta t_{\gamma\nu_i} - \Delta t_{\gamma\nu_j} = \Delta t_{\nu_j\nu_i} = \Delta t_{g\nu_i} - \Delta t_{g\nu_j}. \quad (16)$$

IV. PRELIMINARY FEASIBILITY STUDY AND CONCLUSION

So far we have been concerned with the theoretical setup, and since the framework presented here relies on distant sources, we now perform a preliminary study of the actual

experimental feasibility. In the following, we will not discuss the distribution or the expected number of various kinds of astrophysical events, but instead focus on the number of detected neutrinos assuming a specific source at a given distance. From the analysis above it is clear that three parameters are vital to increase the time lapse between mass eigenstates: the distance from the source L , the energy of the emitted neutrino, E_ν , and the absolute neutrino mass m_{min} . Conversely, the larger the distance is, the smaller the rate is. As a consequence, if the neutrino counterparts of events like GW150914 are emitted by the source, it would be hard, if not impossible, to detect them on Earth.

As a benchmark investigation we concentrate on the next generation of neutrino detection experiments such as the 1 Mton Hyper-Kamiokande (HK) in Japan [34], which has already sparked interest in the astrophysical community. Astrophysical catastrophes like the merging of a neutron star–black hole (NS-BH) binary or the core bounce of a core-collapsed supernova are expected to produce a total neutrino output carrying an overall energy of approximately 10^{53} erg. For such an event one expects an integrated time flux per squared meter of about $3 \times 10^{11} (d/\text{Mpc})^{-2} m^{-2}$ on Earth. Despite the fact that a large number of neutrinos will reach Earth because of their low cross section, only a tiny fraction will be detected. Previous studies [38] indicate that HK can detect 1–2 neutrino events per year from supernovae in the range up to 10 Mpc.

However, our theoretical analysis only made use of the neutrinos emitted during the initial burst from the source, which can be determined by integrating the following neutrino detection rate over the relevant time interval:

$$\frac{dN}{dt} = n_p \int_{E_e^{\text{th}}} dE_e \int_{E_\nu^{\text{th}}} dE_\nu \mathcal{F}(E_\nu, t) \sigma'(E_e, E_\nu) \epsilon, \quad (17)$$

where n_p is the number of protons in the target; $E_{\nu,e}$ are, respectively, the (anti)neutrino and the (electron) positron energy of the event; $\mathcal{F}(E_\nu, t)$ is the flux per unit time, area and energy; and ϵ is the detector efficiency. Finally $\sigma'(E_e, E_\nu) = d\sigma/dE_e$ is the differential cross section of the process under study. We will assume the efficiency of the detector to be 100% for energies larger than the energy threshold of the detector, $E_\nu > E_\nu^{\text{th}}$.

Our estimates assume a typical energy in neutrinos emitted from astrophysical sources within the initial burst to be of the order of $\sim 10^{51}$ erg, as well as a mean neutrino energy $\langle E_{\bar{\nu}_e} \rangle \sim 12$ MeV. From a SN at a distance d , HK (0.74 Mton, $E_\nu^{\text{th}} = 7$ MeV, $E_e^{\text{th}} = 4.5$ MeV) would expect the following number of detected neutrinos (indicated by λ_{ES}) via neutrino-electron elastic scattering (ES) processes:

$$\lambda_{\text{ES}} = 1.8 \times 10^{-3} \left(\frac{d}{\text{Mpc}} \right)^{-2}, \quad (18)$$

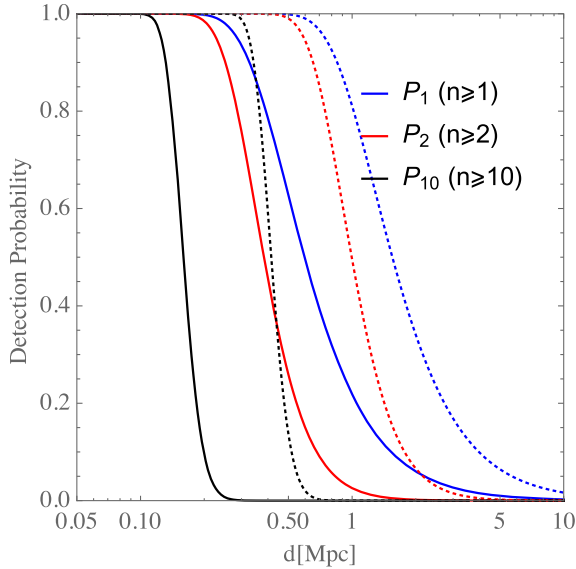


FIG. 5. Detection probability of neutrinos versus distance from the source to Hyper-Kamiokande (solid lines) and to a hypothetical future 5 Mton experiment (dotted lines) [40] using a 7–30 MeV energy range. Blue, red and black curves represent the detection probability resulting from requiring observation of at least one, two and ten events per burst, respectively.

where the initial burst is primarily ν_e from the neutronization process. Similarly, from a NS-BH merger, where the burst consists mostly of $\bar{\nu}_e$, we get, via inverse beta decay (IBD) [39],

$$\lambda_{\text{IBD}} = 1.6 \times 10^{-1} \left(\frac{d}{\text{Mpc}} \right)^{-2}. \quad (19)$$

For such low rates it is useful to estimate the actual detection probability as a function of the distance from the source. To assess this, we use the Poisson probability to detect n events as $P_n = \lambda^n e^{-\lambda} / n!$, where λ is the expected number of events, given in Eq. (18) or Eq. (19). In Fig. 5 we show, as an illustrative example, the detection probability for IBD resulting from requiring at least one, two and 10 events per burst, indicated, respectively, with blue, red and black curves. In our estimates we use the energy range 7–30 MeV. The plot shows the HK detection probability for $\bar{\nu}_e$ for a NS-BH merger (solid line), as well as the one for a hypothetical 5 Mton detector (dashed line) (see, e.g., Ref. [40]). We observe that even for ~ 1 Mpc and a 7–30 MeV energy range, one can still observe ~ 1 event.

These estimates show that it is possible to reach phenomenologically interesting neutrino mass differences from sources at ~ 1 Mpc provided one can combine more than one Mton experiment. In order to compute the expected annual rate of detected neutrino events, one has to combine the above analysis with the annual rate of relevant astrophysical events. The annual rate of SNs is expected to be $1/3 \text{ yr}^{-1}$ within 4 Mpc [38], while the rate for NS-BH mergers is more uncertain, with an expected rate of $10^2\text{--}10^3 \text{ yr}^{-1}$ within 1 Gpc. In the future this rate will be constrained by LIGO [41].

We stress that we have used conservative estimates, for example, in the total energy emitted with the neutrino burst. Another parameter relevant for our analysis is the time resolution in neutrino detection which, in the future, can be expected to fall below one millisecond. If this is the case it would allow sources as close as 100 kpc to become relevant for our analysis. In this case the neutrino flux increases by 2 orders of magnitude.

To conclude, we derived the theoretical and phenomenological conditions under which multimessenger astronomy can disentangle or further constrain the neutrino mass ordering. We have also argued that it can provide salient information on the absolute neutrino masses. We added a preliminary feasibility study to substantiate and further motivate our theoretical analysis. We have seen that future experiments can also be useful in independently testing the cosmological bounds on neutrino absolute masses. However, this requires high resolution timing and a significant increase in the combined fiducial volume compared to the current Cherenkov water detectors.

Conversely one can use future results on neutrino properties to provide detailed information about astrophysical sources simultaneously emitting GWs, photons and neutrinos, and possibly lower uncertainties in the emitted multimessenger signal from the source.

ACKNOWLEDGMENTS

The CP3-Origins center is partially funded by the Danish National Research Foundation, Grant No. DNRF90.

Note added.—While our work was under review, related papers on the propagation time of ultrarelativistic particles appeared in the literature [42,43], which provide relevant details for a high precision application of the presented framework.

- [1] B. P. Abbott *et al.* (LIGO Scientific and Virgo Collaborations), *Phys. Rev. Lett.* **116**, 061102 (2016).
- [2] S. M. Bilenky, S. Pascoli, and S. T. Petcov, *Phys. Rev. D* **64**, 053010 (2001).
- [3] S. M. Bilenky and S. T. Petcov, *Rev. Mod. Phys.* **59**, 671 (1987); **61**, 169(E) (1989); **60**, 575(E) (1988).
- [4] W. Rodejohann, *Int. J. Mod. Phys. E* **20**, 1833 (2011).
- [5] L. M. Krauss and S. Tremaine, *Phys. Rev. Lett.* **60**, 176 (1988).
- [6] M. J. Longo, *Phys. Rev. Lett.* **60**, 173 (1988).
- [7] P. Adamson *et al.* (MINOS Collaboration), *Phys. Rev. D* **92**, 052005 (2015).
- [8] K. A. Olive *et al.* (Particle Data Group Collaboration), *Chin. Phys. C* **38**, 090001 (2014).
- [9] P. A. R. Ade *et al.* (Planck Collaboration), *Astron. Astrophys.* **571**, A16 (2014).
- [10] N. Palanque-Delabrouille *et al.*, *J. Cosmol. Astropart. Phys.* **11** (2015) 011.
- [11] R. Laureijs *et al.* (EUCLID Collaboration), [arXiv:1110.3193](https://arxiv.org/abs/1110.3193).
- [12] P. Minkowski, *Phys. Lett.* **67B**, 421 (1977); M. Gell-Mann, P. Ramond, and R. Slansky, in *Supergravity*, edited by F. Nieuwenhuizen and D. Friedman (North Holland, Amsterdam, 1979), p. 315; T. Yanagida, *Proceedings of the Workshop on Unified Theories and the Baryon Number of the Universe*, edited by O. Sawada and A. Sugamoto (KEK, Japan, 1979); R. N. Mohapatra and G. Senjanovic, *Phys. Rev. Lett.* **44**, 912 (1980); J. Schechter and J. W. F. Valle, *Phys. Rev. D* **22**, 2227 (1980); **25**, 774 (1982).
- [13] M. Fukugita and T. Yanagida, *Phys. Lett. B* **174**, 45 (1986); V. A. Kuzmin, V. A. Rubakov, and M. E. Shaposhnikov, *Phys. Lett. B* **155B**, 36 (1985).
- [14] S. Adrian-Martinez *et al.* (ANTARES and IceCube and LIGO Scientific and Virgo Collaborations), *Phys. Rev. D* **93**, 122010 (2016).
- [15] G. M. Harry (LIGO Scientific Collaboration), *Classical Quantum Gravity* **27**, 084006 (2010).
- [16] T. Accadia *et al.*, *Classical Quantum Gravity* **28**, 114002 (2011).
- [17] K. Somiya (KAGRA Collaboration), *Classical Quantum Gravity* **29**, 124007 (2012).
- [18] D. Fargion, *Lett. Nuovo Cimento Soc. Ital. Fis.* **31**, 499 (1981).
- [19] O. G. Ryazhskaya, V. G. Rjasny, and O. Saavedra, *JETP Lett.* **56**, 417 (1992); *Nuovo Cimento A* **106**, 257 (1993).
- [20] J. F. Beacom and P. Vogel, *Phys. Rev. D* **58**, 093012 (1998).
- [21] J. F. Beacom, R. N. Boyd, and A. Mezzacappa, *Phys. Rev. D* **63**, 073011 (2001).
- [22] N. Arnaud, M. Barsuglia, M. A. Bizouard, F. Cavalier, M. Davier, P. Hello, and T. Pradier, *Phys. Rev. D* **65**, 033010 (2002).
- [23] G. G. Raffelt, *Nucl. Phys. B, Proc. Suppl.* **110**, 254 (2002).
- [24] E. Nardi and J. I. Zuluaga, *Phys. Rev. D* **69**, 103002 (2004).
- [25] J. I. Zuluaga, [arXiv:astro-ph/0511771](https://arxiv.org/abs/astro-ph/0511771).
- [26] A. Strumia and F. Vissani, [arXiv:hep-ph/0606054](https://arxiv.org/abs/hep-ph/0606054).
- [27] A. Nishizawa and T. Nakamura, *Phys. Rev. D* **90**, 044048 (2014).
- [28] F. P. An *et al.* (Daya Bay Collaboration), *Phys. Rev. Lett.* **108**, 171803 (2012).
- [29] J. K. Ahn *et al.* (RENO Collaboration), *Phys. Rev. Lett.* **108**, 191802 (2012).
- [30] M. C. Gonzalez-Garcia, M. Maltoni, and T. Schwetz, *J. High Energy Phys.* **11** (2014) 052.
- [31] S. Desai, E. O. Kahya, and R. P. Woodard, *Phys. Rev. D* **77**, 124041 (2008).
- [32] “SN1987A in the Large Magellanic Cloud,” Hubble Heritage Project, 2006.
- [33] R. G. H. Robertson (KATRIN Collaboration), [arXiv:1307.5486](https://arxiv.org/abs/1307.5486).
- [34] K. Abe *et al.*, [arXiv:1109.3262](https://arxiv.org/abs/1109.3262).
- [35] G. D. Moore and A. E. Nelson, *J. High Energy Phys.* **09** (2001) 023.
- [36] J. Ellis, N. E. Mavromatos, and D. V. Nanopoulos, *Mod. Phys. Lett. A* **31**, 1675001 (2016).
- [37] M. Ackermann *et al.* (Fermi-LAT Collaboration), *Astrophys. J.* **823**, L2 (2016).
- [38] S. Ando, J. F. Beacom, and H. Yuksel, *Phys. Rev. Lett.* **95**, 171101 (2005).
- [39] A. Strumia and F. Vissani, *Phys. Lett. B* **564**, 42 (2003).
- [40] Y. Suzuki *et al.* (TITAND Working Group Collaboration), [arXiv:hep-ex/0110005](https://arxiv.org/abs/hep-ex/0110005).
- [41] B. P. Abbott *et al.* (LIGO Scientific and Virgo Collaborations), [arXiv:1607.07456](https://arxiv.org/abs/1607.07456).
- [42] G. Fanizza, M. Gasperini, G. Marozzi, and G. Veneziano, *Phys. Lett. B* **757**, 505 (2016).
- [43] P. Fleury, *Phys. Lett. B* **760**, 350 (2016).