

## Germany's Next Top Manager: Does Personality Explain the Gender Career Gap?

Fietze, Simon; Holst, Elke; Tobsch, Verena

*Publication date:*  
2010

*Document version:*  
Final published version

*Citation for polished version (APA):*

Fietze, S., Holst, E., & Tobsch, V. (2010). *Germany's Next Top Manager: Does Personality Explain the Gender Career Gap?* Institute for the Study of Labor (IZA). IZA Discussion Papers No. 5110 <http://ftp.iza.org/dp5110.pdf>

Go to publication entry in University of Southern Denmark's Research Portal

### Terms of use

This work is brought to you by the University of Southern Denmark.  
Unless otherwise specified it has been shared according to the terms for self-archiving.  
If no other license is stated, these terms apply:

- You may download this work for personal use only.
- You may not further distribute the material or use it for any profit-making activity or commercial gain
- You may freely distribute the URL identifying this open access version

If you believe that this document breaches copyright please contact us providing details and we will investigate your claim.  
Please direct all enquiries to [puresupport@bib.sdu.dk](mailto:puresupport@bib.sdu.dk)

IZA DP No. 5110

**Germany's Next Top Manager:  
Does Personality Explain the Gender Career Gap?**

Simon Fietze  
Elke Holst  
Verena Tobsch

August 2010

# Germany's Next Top Manager: Does Personality Explain the Gender Career Gap?

**Simon Fietze**

*Helmut Schmidt University/University of the Federal Armed Forces Hamburg*

**Elke Holst**

*SOEP, DIW Berlin, University of Flensburg and IZA*

**Verena Tobsch**

*Helmut Schmidt University/University of the Federal Armed Forces Hamburg*

Discussion Paper No. 5110  
August 2010

IZA

P.O. Box 7240  
53072 Bonn  
Germany

Phone: +49-228-3894-0  
Fax: +49-228-3894-180  
E-mail: [iza@iza.org](mailto:iza@iza.org)

Any opinions expressed here are those of the author(s) and not those of IZA. Research published in this series may include views on policy, but the institute itself takes no institutional policy positions.

The Institute for the Study of Labor (IZA) in Bonn is a local and virtual international research center and a place of communication between science, politics and business. IZA is an independent nonprofit organization supported by Deutsche Post Foundation. The center is associated with the University of Bonn and offers a stimulating research environment through its international network, workshops and conferences, data service, project support, research visits and doctoral program. IZA engages in (i) original and internationally competitive research in all fields of labor economics, (ii) development of policy concepts, and (iii) dissemination of research results and concepts to the interested public.

IZA Discussion Papers often represent preliminary work and are circulated to encourage discussion. Citation of such a paper should account for its provisional character. A revised version may be available directly from the author.

## ABSTRACT

### **Germany's Next Top Manager: Does Personality Explain the Gender Career Gap?**

The higher the hierarchical level, the fewer women are represented in management positions. Many studies have focused on the influence of human capital and other "objective" factors on career opportunities to explain this phenomenon. We are now looking at the impact of self-reported personality traits on gender differences in career chances and compare women and men in management positions and other white-collar employees in Germany's private sector 2007. While bivariate results based on data from the German Socio-Economic Panel (SOEP) show that there are significant gender differences in personality traits, multivariate estimations and the decomposition of the gender career gap clearly indicate that these differences cannot account for gender differences in career opportunities. The decomposition shows that only 8.6 percent of the inequality of career chances between women and can be explained by differences in personality. Nevertheless, personality traits might indeed play a role, albeit more indirectly: Some of the stronger career effects, such as long working hours, and labour market segregation, can also reflect differences in personality traits. These might have been influenced at an early stage by a gender-biased environment. Our results strongly stress the need for a gender-neutral environment outside and inside companies in order to enforce equal career opportunities for women and men.

JEL Classification: J16, J44, J71, M12, M14

Keywords: personality, gender, career, leadership

Corresponding author:

Elke Holst  
DIW Berlin  
Mohrenstr. 58  
10117 Berlin  
Germany  
E-mail: [eholst@diw.de](mailto:eholst@diw.de)

# 1 Introduction

Although women account for more than 50 percent of the German labour force, they are largely under-represented in leadership positions. The higher the hierarchical level, the lower the proportion of (top) female leaders. Men have numerous role models to follow, whereas women do not. Only 2.5 percent of the executive board members of the top 200 companies in Germany are female (cf. [Holst & Schimeta, 2009](#)). Numerous studies investigate career opportunities and focus on the influence of human capital and other "objective" factors. Our research goes a step further and supplements this picture by considering non-cognitive skills such as personality traits. We aim to understand by means of a representative dataset for Germany, why women are underrepresented in managerial jobs and investigate to which extent this gender career gap can be explained by differences in personality traits.

Scientific interest in (personality) traits and their influence on access to leadership positions and leadership success has a long tradition. The trait theory of leadership focuses on personality traits that distinguish leaders from other employees. It aims at describing the characteristics of leaders in order to establish what factors determine professional success. It is one of the oldest theories in the field of leadership research.<sup>1</sup>

Empirical findings of early studies on this topic showed (weak) correlations between personality traits and career achievement of leaders, demonstrating that leaders and followers differ with regard to the personality traits under investigation. The results, however, were ambiguous, and the causal connections remained unclarified. This led to an adjustment – and in some cases rejection – of the approach, which was considered unsuitable for predicting the behaviour and success of (potential) leaders. Criticism of the theory focussed on its limited capacity to represent and identify (personality) traits, arguing that situative factors such as leadership functions, the environment and followers have at least an equally significant impact on leadership behaviour and career advancement (cf., for example, [Delhees, 1995](#); [Stogdill, 1948](#); [Weibler, 2001](#)).

At the beginning of the 1970s, new concepts were developed within the leadership research that drew on the findings of trait theory and are referred to as the "neo-trait theory of leadership" ([Tisdale, 2004](#), p. 828). Particularly worthy of mention in this context are the concepts of neo-charismatic and transformational leadership, coined by [Weber \(1922\)](#) (cf., for example, [Bass & Avolio, 1990](#); [House & Shamir, 1995](#)). These concepts are of both a theoretical and empirical nature and are based on the assumption that "transformational leadership [...] works

---

<sup>1</sup>The results of the numerous empirical studies on leadership traits that have been carried out in this context have been included in various summary papers (cf., for example, [Lord et al., 1986](#); [Stogdill, 1948](#); [Stogdill & Bass, 1981](#), for an overview cf. [Wunderer et al., 1980](#)).

through the one-sided change the leader brings about in the followers" (Weibler, 2001, p. 334). According to Avolio et al. (1999), transformational leadership comprises four components: influence through exemplary nature and credibility, motivation through inspiring visions, encouragement to think creatively and independently, and individual consideration and encouragement (cf. the summary in Felfe, 2006). Although the focus of these concepts is on leadership success as a result of the relationship between leaders and followers, both deal with the personality traits of the leader and stress the importance of personality when it comes to social interaction.

In the field of leadership research, there has been renewed interest in the influence of personality on (working and leadership) behaviour in recent years. This interest is attributed last but not least to the resounding success of what is referred to as the "Big Five" concept. Psychological constructs are also being used increasingly in economic research as explanatory variables (cf., for example, Borghans et al., 2008). Examples are the willingness to take risks as an explanatory variable for the selection in occupations with a high level of earnings risk/variability (Bonin et al., 2006) and the influence of the Big Five on earnings (cf. Mueller & Plug, 2006; Nyhus & Pons, 2005).

For some time now, particular attention has been paid to the issue of gender differences in leadership traits. Although many studies found evidence that female leaders are no different from male leaders when it comes to factors such as task orientation, appraisal and staff satisfaction (cf., for example, Dobbins & Platz, 1986), there are also studies that found contrary results (cf. Joy et al., 2007; Krell, 2008). One decisive factor for the inconsistency in the results is the issue of whether the research question is aimed at self-perception or the perceptions of others. Stereotypes based on traditional gender roles play an important role, particularly when it comes to the perceptions of others. The fact that leadership culture and the image of the ideal manager are male-dominated is of advantage as far as men's career opportunities are concerned (cf. the summary in Gmür, 2006). Traditional gender-specific abilities and trait attributions persist in perceptions of men and women in leadership positions: A study conducted by Accenture (2007), in which 2,246 middle and upper management leaders in 13 countries were surveyed about career obstacles, revealed that approximately half of the respondents associate individual leadership traits with male and female stereotypes. Both men and women tend to associate "soft" leadership traits with women and "hard" leadership traits with men (Table 1). A representative survey by the German Consulting Group (2005) conducted among 220 male leaders in Germany also concluded that "Female traits are not welcomed on the executive level! Men prefer to stick together." The men surveyed agreed that a top manager should be willing to take risks, be able to make decisions and to delegate, and needs to possess a high level of self-confidence and assertiveness. More than 70 percent of the men surveyed

Female Leaders	Male Leaders
Aware of own weaknesses	Calm during a crisis
Gives credit to others	Decisive
Concerned about the staff's well-being	Visionary
Ethical	Charismatic
Consensus-oriented	Asserts his authority
Supports women in the work environment	Makes profitability a top priority
Works harder than others	

**Source:** Accenture (2007)

*Table 1: Stereotyping and attributed leadership characteristics*

described these traits as "typically male".

Despite justified criticism of the classical trait theory of leadership, which attempts to explain that leadership success or the attainment of a higher professional status in organisations is based *solely* on personality traits, scientific research dealing with the connection between career success<sup>2</sup> and personality is undergoing a certain renaissance and also focuses on the differences between women and men with regard to their leadership traits.<sup>3</sup> Neuberger (2002) emphasises weaknesses in the research design of the numerous studies on the trait theory of leadership: "The typical study uses a new method to measure two to three personality traits in a highly specific population [...]" (Neuberger, 2002, p. 235).

We will contribute to the empirical research on the relationship between personality and career advancement and thus fill this gap by means of well established measures of comprehensive and sophisticated psychological constructs for a large-scale dataset. Our analysis is based on the extensive data base of the German Socio-Economic Panel (SOEP), a longitudinal household study which contains not only personality self-perceptions but also extensive additional information on the respondents' professional and private situations. The final aim of this paper is to clarify to what extent trait theory can explain differences in career opportunities in general and specifically between women and men when a wide population and a large number of individual career-relevant characteristics are taken into account.

The focus of our study is twofold: Are there generally significant influences

<sup>2</sup>The term career success here refers to both objective or extrinsic career success (income, the rate at which the income increases, the attainment of a higher professional status, the number of subordinate employees, etc.) and subjective or intrinsic career success (job satisfaction, self-esteem, etc.).

<sup>3</sup>In addition, the selection and promotion of leaders is in practice closely linked with test methods – in particular assessment centers – that attempt to measure personality traits in the tradition of the trait theory of leadership and to draw on these traits as decision criteria (cf. Neuberger, 2002).

of personality traits on the opportunity to climb up the career ladder – does personality really matter? And secondly, are there differences between the genders – does personality matter equally for women and men and does personality explain the gender career gap to a large extent?

The psychological constructs considered for our investigation will be introduced first in order to give an overview of the research carried out so far on the relationship between personality and career achievement (section 2), section 3 formulates hypotheses and research questions concerning the connection between career advancement (e.g. being in a leadership position) and personality traits. Subsequently, the data base and the applied variables as well as the methods used for our analysis are presented (section 4). Descriptive results report on differences regarding the personality dimensions of (female and male) leaders and non-leaders (section 5.1). The impact of these personality dimensions on career advancement - more precisely on the likelihood of becoming a leader - is estimated by means of multivariate logit models (section 5.2). Last but not least, the gender career gap is explained using a non-linear Blinder-Oaxaca decomposition technique proposed by Fairlie (2003) in section 5.3. Concluding remarks (section 6) summarise the empirical findings, discusses implications and limitations and provides an outlook on necessary measures and on areas requiring further research.

## 2 Research on personality and career achievement

In the discourse on leadership, personality traits are argued time and time again to affect access to leadership positions as well as leadership success. Although this theory – referred to as the trait theory of leadership – is the subject of harsh criticism amongst scientists, it still plays an important role both in the minds of those who select and promote leaders and in the minds of young leaders themselves. The important point to remember is that these ideas are often rooted in gender-specific attributions.<sup>4</sup> We are interested in determinants of objective career achievement - in particular on career advancement to the management level. Achieving a leadership position is only one out of many objective measures of career achievement or occupational success. The attainment of a higher professional status may also depend on non-cognitive skills. Following the theoretical approach of the trait theory of leadership we could argue 'to be or not to be a manager depends on one's personality'. Although we will not answer the question of which personality traits influence leadership success such as performance, wages, motivation of the followers or satisfaction etc., we illustrate the main findings from other empirical studies. However, the discussion of leadership competencies

---

<sup>4</sup>For more details on all these aspects, cf. Krell (2008) and the sources specified there.



and the relation to leadership success goes beyond the scope of the paper. We draw our analyses upon two personality constructs: the Big Five and the willingness to take risks that are explained in more detail below. We also look at the state of research and the scientific discourse on personality and career achievement as well as gender-specific differences.

## 2.1 The Big Five approach

The psychological approach known as the Big Five personality traits (also referred to as the "Five Factor Model" (FFM); cf. [Costa & McCrae, 1992](#)) is considered to be a good predictor of job performance and professional success, particularly for leaders. The main hypothesis of the concept is that personality differences between individuals can be determined on the basis of five central dimensions, i.e. neuroticism, extraversion, openness to experience, agreeableness and conscientiousness (Table 2). These personality dimensions are meant to conceive of personality as extensively as possible (thus the use of the term "Big") and are based on heterogeneous subdimensions, and it is assumed that these subdimensions fully cover the superordinate construct. The Big Five personality traits are considered to differ individually depending on behaviour and experience but to be stable for each individual over different situations. Measured on the basis of the Big Five, personality score from the age of approx. 30 years is perceived in adults as nearly constant over a period of 20 to 45 years (cf. [Brandstätter, 1999](#); [Srivastava et al., 2003](#)). It is assumed, furthermore, that there is a normal distribution of the five personality dimensions in the overall population. High scores in the dimensions extraversion, conscientiousness and emotional stability (= low neuroticism value) and low scores in the agreeableness dimension are considered to be particularly characteristic of successful leaders (cf. [Barrick & Mount, 1991](#); [Boudreau et al., 2001](#); [Furnham et al., 1997](#); [Piedmont & Weinstein, 1994](#)).

It has been empirically proven that there is a highly positive link with job performance across all professional groups for the conscientiousness dimension (cf. [Barrick & Mount, 1991](#); [Tett et al., 1991](#); [Salgado, 1997](#), and Table 2 for a summary). [Piedmont & Weinstein \(1994\)](#) succeeded in proving that there is also a negative link with the neuroticism dimension and a positive link with the extraversion dimension. That is to say, low values in the neuroticism dimension (which is equivalent to high emotional stability) and high values in the extraversion dimension go hand in hand with higher job performance. [Furnham et al. \(1997\)](#) studied the relationship between the Big Five and the assessment of leadership ability in 160 leaders through external consultants. They confirmed the strong influence of the conscientiousness dimension and also proved that there is a strong positive link between leadership ability and the extraversion dimension. In their study, [Boudreau et al. \(2001\)](#) looked at the link between the Big Five and

Personality trait	Adjectives	(Direction of relationship) target variable (source)
Neuroticism	anxious, depressed, self-conscious, emotional, easily irritated, worried, insecure (reverse: emotional stability)	(-) work performance (Piedmont & Weinstein, 1994) (-) intrinsic career success (Boudreau et al., 2001) (-) men's wages (Mueller & Plug, 2006)
Openness to experience	imaginative, sophisticated, inventive, versatile, intellectual, open-minded, sensitive to beauty, also referred to as intellect or sophistication	(+) men's wages (Mueller & Plug, 2006) (+) women's wages (Mueller & Plug, 2006)
Agreeableness	friendly, polite, flexible, trusting, cooperative, tolerant, forgiving, soft-hearted	(-) extrinsic career success (Boudreau et al., 2001) (-) men's wages (Mueller & Plug, 2006)
Extraversion	social, communicative, generous, determined, dominant, active, impulsive	(+) work performance (Piedmont & Weinstein, 1994) (+) leadership ability (Furnham et al., 1997) (+) intrinsic career success (Boudreau et al., 2001) (+) extrinsic career success (Boudreau et al., 2001)
Conscientiousness	reliable, thorough, responsible, methodical, well-organised, achievement-oriented, persistent	(+) successful leadership (Barrick & Mount, 1991; Salgado, 1997; Tett et al., 1991) (+) leadership ability (Furnham et al., 1997) (+) women's wages (Mueller & Plug, 2006)

**Source:** Own summary, adjectives based on Schuler (2001)

Table 2: Overview of the Big Five personality traits and the impact on career achievement

the career success of leaders in the US and Europe. With career success as the focus of attention, a distinction is made between extrinsic factors (remuneration, influence, status, chances of being employed) and intrinsic factors (occupation, life, career satisfaction). Some of the results confirmed the findings of past studies: Extraversion revealed a positive link and neuroticism a negative link with intrinsic career success. As regards the subjects' current and desired occupation, a positive correlation was found for the extraversion dimension and a negative for the agreeableness dimension. This suggests that individuals consistently choose (work) situations that are compatible with their personality traits. Extroverted leaders thus tend to choose tasks or positions that enable them to live out their extroverted behaviour whereas agreeable leaders tend to shy away from taking on a job in which they would have to struggle hard, for example.

Little is known so far in quantitative research about personality differences between women and men and whether personality influences career achievement differently for both genders. Also longitudinal designs are rarely found. [Mueller & Plug \(2006\)](#) investigated in a longitudinal study how the Big Five personality traits influences wages. The study revealed that men with low scores in the agreeableness dimension and high scores in the openness to experience and emotional stability dimensions earned more than others. In these results, openness to experience had the greatest positive influence on wages, while extraversion and conscientiousness had no influence for men. However, women achieved a wage premium if they had high scores in the conscientiousness and openness to experience dimensions.

## 2.2 Willingness to take risks

In personality psychology, [Andresen \(1995\)](#) and other researchers have doubted the exhaustiveness of the Big Five for describing personality and have discussed the willingness to take risks as a sixth basic dimension of personality. [Lopes & Berkowitz \(1987\)](#) and [Byrnes et al. \(1999\)](#) distinguish among three categories into which theories to explain willingness to take risks can be classified:

- *Context-independent distinction* between risk-affine and risk-averse persons, i.e. differences in willingness to take risks should be independent of the situation. Accordingly, this approach claims that women are generally less willing to take risks than men and that leaders are generally more willing to take risks than non-leaders. Economic studies proceed on the assumption that there is a general willingness to take risks that influences behaviour in all areas of life (cf. [Dohmen et al., 2005](#)).
- *Persons-independent distinction* between risk-affine and risk-averse situations. This approach implies that depending on the situation, people are

willing to take risks if the options are presented positively, which would result in no differences between persons.

- *Context-dependent distinction* between risk-affine and risk-averse persons. In this case there are differences in risk behaviour as a result of the different ways the context is perceived and assessed. According to this approach, women would also be more willing to take risks in situations in which success is more important for them than it is for men.

Littmann-Wernli & Schubert (2001) come to the conclusion in their comprehensive gender-comparative experiments that "a general stereotype in the sense that women are more risk-averse than men is not directly maintainable [...]. Therefore the 'framing' of information is of importance." (Littmann-Wernli & Schubert, 2001, p. 145). In context-related decision problems, their studies showed that there are no significant differences between men and women as far as willingness to take risks is concerned. In abstract game situations, however, women were more willing to take risks when it came to a losing game and more risk-averse when it came to a winning game. In addition, information about probabilities (of success) had different effects on the risk behaviour of women and men; if there was little or no information at hand, women were less willing than men to take risks. The numerous studies based on self-assessments of the willingness to take risks concluding that women have a greater aversion to risk do not take into account that (in accordance with Littmann-Wernli & Schubert, 2001) attitude differences are the result of differences in ambiguity aversion (aversion to uncertain situations) but not in risk aversion in the narrower sense of the term.

Following this concept, we will further focus on the context-dependent distinction between risk-affine and risk-averse persons. Also we understand the willingness to take risks if measured as self-assessments as a broader concept of risk aversion that includes differences in ambiguity aversion. If women perceive their career opportunities as somehow limited (glass ceiling), reaching a leading position is much more uncertain compared to men's career chances. Consequently women would rate themselves as less willing to take risks with regard to their career. But this does not necessarily mean women are compared to men less willing to take risks in situations where opportunities or the importance of success is equally distributed among women and men.

### **3 Leading questions and hypotheses**

Given the criticism of the trait theory outlined above, it would be extremely tenuous to argue that certain personality traits alone are crucial to whether a person is in a leadership position or that these traits even can advance a person's career

to support reaching a higher position. Being a member of an elite group, for example, could play a far greater role. Additionally the stability of personality is doubted in the scientific discussion, especially with regard to leadership. It is often argued that certain personality traits may develop much stronger or will be suppressed once a leadership position is achieved. Empirical longitudinal studies are rarely found and not sufficient so far due to the lack of appropriately designed data. It is therefore justifiable to weaken the interpretation: Are there significant differences between leaders and non-leaders in their (self-perceived) personality? If there are, how big are these differences and how are they related to differences in other characteristics?<sup>5</sup>

In this study, a comparison of the Big Five personality traits and the willingness to take risks for leaders and other employees in the private sector is therefore intended to indicate whether both groups differ significantly from each other in terms of their self-perceptions. A further objective is to establish differences between women and men and to explain whether these differences have a statistically significant influence on the different career opportunities of women and men. It is important to remember that conclusions as to which personality traits are ultimately aids or obstacles to a career can only be made to a limited extent because these traits cannot only be conditions for successful advancement but must also be requirements for the result of that advancement. In this context, career obstacles for women could be due to the fact that women do not comply as much with the male-dominated "leadership prototype" or alternatively – due to their self-perception and anticipated perceptions of others – seem to meet these expectations to a lesser degree than their male colleagues (cf. Gmür, 2006; von Rennenkampff, 2005).

This, in addition to the results shown in section 2, leads to the following research questions:

- With regard to which personality traits do leaders significantly differ – in statistical terms – from employees who are not in leadership positions?
- To what extent are there differences between women and men?

In order to account for interrelations and other characteristics that may interplay with career advancement these questions need to be extended:

- With regard to which personality traits do leaders differ from employees who are not in a leadership position *when all personality traits and other explanatory variables are investigated at the same time?*

---

<sup>5</sup>This, however, leaves unanswered the question of the extent to which characteristics or personality self-perceptions change as a result of professional advancement.

- Are there personality differences between women and men that could explain the fact that men have greater career opportunities *when all personality traits and other explanatory variables are investigated at the same time?*

Based on the theoretical approaches of the trait theory of leadership and the empirical findings from other studies on the relationship between extrinsic career success and personality dimensions discussed in the previous section, it can be expected that leaders in the private sector in Germany rate themselves as more conscientious, more open to experience, more extroverted, less agreeable, less neurotic and more willing to take risks than employees who are not in a leadership position. The trait theory of leadership argues that these differences are not only significant in statistical terms but also relevant (or large in their effect size). This leads to the following hypothesis:

*H1: Leaders are more conscientious, more open to experience, more extroverted, less agreeable and less neurotic (or more emotionally stable), and rate themselves both generally and in their professional career as more willing to take risks than employees who are not in a leadership position – in short: personality matters.*

Following the theoretical assumption that personality plays an important role in order to become a leader this relation can be reversed: Those who are not in a leadership position may not bring with them the personality needed. Subsequently, since women are less likely to be found in leadership positions, they differ significantly from men. The scientific debate emphasizes that willingness to take risks is an important indicator for career decisions. In addition to the more comprehensive construct of general willingness to take risks, our study focuses in particular on willingness to take risks in one's own professional career, which is more strongly linked to professional advancement (cf. [Dohmen et al., 2005](#)).

If women are less willing to take risks than men, and if this self-perception regarding professional career does not concern willingness to take risks in the narrowest sense of the term but, as [Littmann-Wernli & Schubert \(2001\)](#) suspect, reflects ambiguity aversion, then differences between women and men should prove to exist: Women, in comparison to men, rate themselves as being more risk-averse (or regard their professional career as more risky).<sup>6</sup> Based on the first hypothesis this would mean that women's chances of being in a leadership position are much lower due to their attitude towards risk. This leads to the following hypothesis:

*H2: Women's chances of being in a leadership position are much lower because, owing to their uncertain chances of advancement, they are more risk-averse*

---

<sup>6</sup>The perception of the glass ceiling effect may also contribute to the fact that women rate themselves as more risk averse with regard to their career advancement. A lower willingness to take risk for one's own career thus can be interpreted as a higher ambiguity aversion - success, e.g. achieving a leadership position is seen as less important or less likely.

*than men - in short: risk propensity matters more for women.*

## 4 Data, operationalisation and method

The results of this study are based on the data of the German Socio-Economic Panel (SOEP), 2008 release (1984-2007) (cf. [Wagner et al., 2007](#)). The SOEP is a representative longitudinal survey of more than 20,000 persons in about 12,000 private households in Germany. It has been carried out every year since 1984 with the same persons and families in the Federal Republic of Germany.

The sample has been amended several times. Partial sample G from 2002, for example, provided significant numbers of cases for high-income households.<sup>7</sup> The initial survey covered 1,224 households with 2,671 persons. The SOEP was supplemented in 2006 by subsample H, which is meant to stabilise the number of cases and serve as a form of "regeneration" (1,506 households with 2,616 persons).<sup>8</sup> In total in 2007, there is information available for more than 22,000 respondents.

On the basis of the SOEP data, analyses have been presented several times on the structure and remuneration of persons in specialist and leadership positions.<sup>9</sup> As the only representative set of individual data in Germany, the SOEP provides a platform for examining not only socio-demographic and economic features but also information concerning personality traits and social indicators for a sufficiently high number of cases.

The large number of definitions of leaders makes it difficult to compare the results of various studies, particularly over the course of time. "There are almost as many different definitions of leadership as there are persons who have attempted to define the concept" ([Bass, 1990](#), p. 11). This statement from the Handbook of Leadership from the year 1990 still applies today. In addition, it is also possible to differentiate between the examination units<sup>10</sup> in the individual studies (cf., for example, [Brader & Lewerenz, 2006](#); [Kay, 2007](#)).

In this study, leaders are defined on the basis of the respondents' own comments on their position in their occupation. The units of investigation in our anal-

---

<sup>7</sup>Households with a net monthly income of approx. €4,000 and above.

<sup>8</sup>The projection of the sample for the year 2006 was still provisional at the time it was drawn up.

<sup>9</sup>Cf., for example [Busch & Holst \(2009\)](#); [Holst \(2009\)](#); [Holst & Schimeta \(2009\)](#); [Holst \(2006\)](#); [Holst et al. \(2006\)](#). The results of these studies differ from the present study not only regarding the definition of the population of leaders but also due to changes/corrections in the projection. Our analyses are based on the subsamples A to H – all persons, including those with high incomes, and persons from subsample H (since 2006) were included. The weightings are based on projection factors that integrate all samples, including the first wave.

<sup>10</sup>E.g. companies or persons, if applicable defined according to region, function or sector etc.

ysis are employees above 18 years of age in the private sector. The year 2007 was chosen as the reference date because respondents were asked for the first time whether they are leading others in their job. The target variable is the information on whether or not the respondent was in a leadership position in 2007.<sup>11</sup> Due to the lower proportion of women in high leadership positions (top management), a somewhat broader definition of leaders was selected. It encompasses persons (starting at age 18) who stated in the SOEP that they worked as employees<sup>12</sup> in the private sector<sup>13</sup> in:

1. functions with extensive managerial duties (e.g. managing director, manager, head of a large firm or concern);
2. other managerial functions or highly qualified duties (e.g. scientist, attorney, head of department) - only if they stated that they are leading others

(cf. Figure 4 in the annex). The term "leaders" therefore encompasses both persons in top leadership positions as well as highly-qualified specialists who are leading others.<sup>14</sup> The surveying of personality dimensions in the SOEP took place in 2005 and is based on the self-assessment of respondents on the basis of 15 adjectives used in colloquial language.<sup>15</sup> Factor analysis made it possible to extract from these 15 statements on personality self-perception the five personality dimensions conscientiousness, extraversion, agreeableness, openness and neuroticism<sup>16</sup>: These are the main focus of our analyses. The final aim is to investigate

---

<sup>11</sup>For those who had a leadership position in 2007 we do not take into account when they entered this position. If the person did not have a leadership position in 2007, we do not take into account whether he or she might have been in a leadership position before. Since the analysis at hand is a cross-section analysis, it is not taken into account either whether a person is going to change to a leadership position (i.e. be promoted) or we also do not take into account leave a leadership position (i.e. be demoted) in the future.

<sup>12</sup>Leaders amongst blue-collar workers (master craftsmen and foremen) were not included in the analysis. An independent analysis of this group is not possible, particularly amongst women, due to the low number of cases.

<sup>13</sup>Classification took place on the basis of the question "Does the organisation for which you work form part of the civil service?" "Yes" or "No".

<sup>14</sup>This definition is possible since 2007 only, because the two categories managerial function and highly qualified duties could not be separated. See [Fietze et al. \(2009\)](#) for similar analyses by means of data from 2005 including a much broader definition of leadership.

<sup>15</sup>The question in the SOEP is: "Now a completely different subject: our every-day actions are influenced by our basic belief. There is very limited scientific knowledge available on this topic. Below are different qualities that a person can have. You will probably find that some apply to you perfectly and that some do not apply to you at all. With others, you may be somewhere in between. Please answer according to the following scale [...] I see myself as someone who...". The respondents were given 15 adjectives or statements to evaluate on a scale of 1: "Does not apply to me at all" to up to 7: "Applies to me perfectly" (cf. Figure 5 in the annex).

<sup>16</sup>In 2005, in the style of the Big Five approach, a brief scale (BFI-S) was used for the first



whether personality traits can explain differences in the career opportunities of women and men if a wide population and numerous career-relevant personal variables are taken into account.<sup>17</sup>

Willingness to take risks was added to the SOEP in 2004 and is also based on the respondents' self-assessment. Of the total of eight questions dealing with individual risk behaviour in general and in various situations in life (car driving, investments, leisure and sports etc.), this study investigates general willingness to take risks<sup>18</sup> and willingness to take risks with regard to one's own professional career<sup>19</sup>.

As to personality traits, the aim of the multivariate analysis is to demonstrate the extent to which female and male leaders differ with regard to their self-perception both from each other and from those of the same sex who are not in a leadership position. This is examined by "monitoring" other individual and socio-structural criteria such as scope of education, working environment (segregation), social background and family situation. One purpose of taking these criteria into account is to show how strongly – in comparison to the personality traits – these criteria are linked to professional position. The other purpose is to consider the differences between women and men as regards the scores achieved in these criteria (in particular segregation and professional experience).

The human capital theory – the main approach for explaining wage differentials – ought to also provide explanations for professional career. Underlying this theory is the idea that differences in human capital also explain differences in performance and labour productivity and thus influence professional position (cf. [Becker, 1993](#)). Accordingly, (high-)school education as well as professional qualifications and experiences have a positive effect on both professional position and remuneration. According to this theory, the low number of women on executive levels would be the result of different human capital configurations and different

---

time in the main SOEP survey. The development of this brief scale (three questions were asked on a scale of 1 to 7 for each personality dimension) was preceded by a pretest in the year 2004. Regarding validity and reliability, the results revealed satisfactory results (cf. [Gerlitz & Schupp, 2005](#)). The five dimensions were formed using factor analysis of the 15 individual items.

<sup>17</sup>All dimensions underwent a standardisation process on a mean value of 50 and a standard deviation of 10 (cf. [Nübling et al., 2006](#)). The deviations shown are therefore the difference between the mean values of the formed personality traits of individual subpopulations and those of the overall population – i.e. including all employed and unemployed persons from the age of 18.

<sup>18</sup>The question in the SOEP is: "How do you see yourself: Are you generally a person who is fully prepared to take risks or do you try to avoid taking risks?" To be answered by the respondents using a scale ranging from 0: "risk averse" to 10: "fully prepared to take risks" (cf. [Figure 6](#) in the annex).

<sup>19</sup>The question in the SOEP is: "People can behave differently in different situations. How would you rate your willingness to take risks in the following areas? – in your occupation?" To be answered by the respondents using a scale ranging from 0: risk averse to 10: fully prepared to take risks (cf. [Figure 6](#) in the annex).

estimations of educational investments.

The following *human capital* variables are considered: duration of education, duration of work experience, squared duration of work experience<sup>20</sup>, duration of job tenure – all measured in years. In addition, working hours arrangements and any overtime deviating from these arrangements are taken into account by means of contracted working hours (more/less than 35 hours per week) and the number of overtime hours worked during the previous week. It is presumed that a high time commitment to one's occupation is significantly more important to leaders than it is to other employees who are not in leadership positions.<sup>21</sup>

Becker (1991) assumes that maximization of benefit in the household is achieved if both partners have specialized in (paid) employment and (unpaid) house and family work. Accordingly, the person with the greatest comparative advantages in gainful employment would spend a higher number of hours in gainful employment. The scope of gainful employment then determines how household duties are shared. In reverse order, this also means that someone who spends a lot of time with the family and the household should have less time for career. As a rule – regardless of gender – housework restricts time sovereignty. Traditionally, however, responsibility for housework is ascribed to women. Since we presume that leaders have a high time commitment to their jobs we suspect that they do less housework compared to other white-collar employees. Another explanation could be that higher income gives greater opportunities to outsource housework. Origin can also play an important role in the performance of a leadership function. Children from better educated households are therefore likely to have greater career opportunities than those coming from less educated households (cf. Schneider, 2004, 2008).

For this reason, the model includes various aspects of *social structure* and the *living environment* in addition to the human capital variables: The variables marital status (married, living together: yes/no), number of children under 16 years of age in the household, amount of time spent on housework in one working day (none/at least one hour) should take into account effects of individual life situations and the (traditional) role distribution in the household. Furthermore, the model includes Eastern Germany as a region (yes/no) as a variable in order to take into account the still-existing differences between the two parts of Germany as regards opportunities to assume a leadership position.

---

<sup>20</sup>The expected effect of professional experience squared is negative because this variable must be interpreted in connection with the linear dimension. Professional experience squared takes into account the diminishing marginal utility of professional experience in relation to the dependent variable.

<sup>21</sup>In a longitudinal study for Germany, Pannenberg (2002) examined the connection between unpaid overtime and actual earnings in Germany and reached the conclusion that overtime in the long term goes hand in hand with an increase in actual earnings.

The labour market is segregated according to gender, i.e. there are differences between the sexes when it comes to their hierarchical positioning (vertical segregation) and their dominance in individual economic sectors and occupational areas (horizontal segregation). As a result, typical female occupations are characterised by lower chances of promotion than is the case in typical male occupations (cf. [Busch & Holst, 2009](#)). In addition, large companies have an internal labour market, which makes the chances of promotion better than in small and very small companies. It is a well-known fact that women mainly find employment in the service sector (including health and welfare), whereas men are over-represented in the manufacturing trade (cf. [Busch & Holst, 2009](#); [Holst, 2009](#)). It can consequently be assumed that women and men have differing chances of promotion in the respective branches. Higher chances of promotion can be expected in areas where the employment share is also higher.

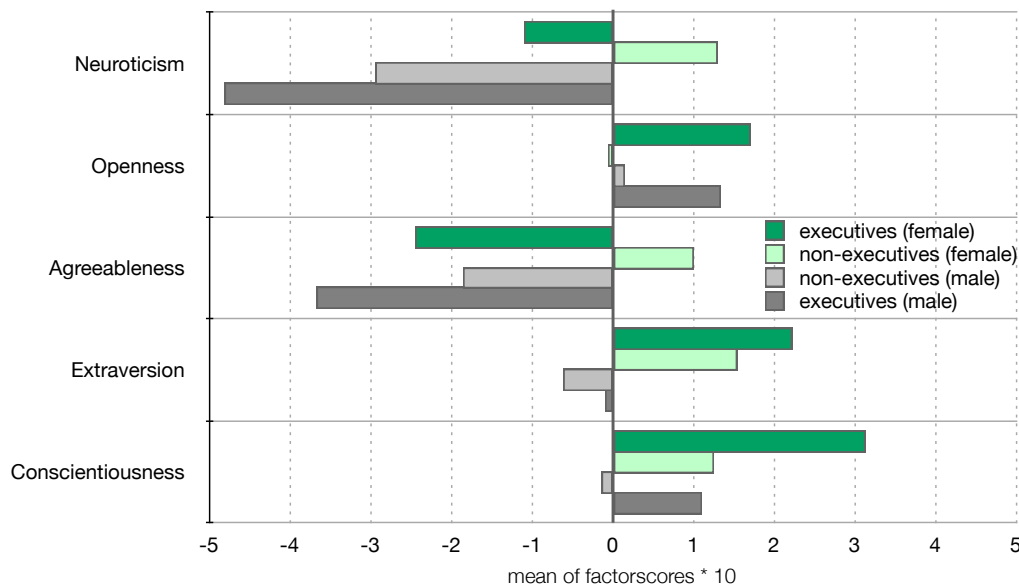
The assessment for labour market segregation includes the following variables: economic sector (manufacturing trade, commerce, hotel and restaurant industry, transport), company size (under 20, 20 to under 200, 200 to under 2000, more than 2000 employees), and the proportion of women in the occupation (gender-specific labour market segregation). Social background is reflected by the father's school education (advanced technical college entrance qualification/university-entrance diploma, less than advanced technical college entrance qualification/no comment).<sup>22</sup> In addition, checks are carried out to establish special features in the sample in the SOEP (high income sample G).

We apply the following methods: We start by subjecting differences in personality between leaders and other employees to bivariate analysis. Results are shown in section 5.1. Each dimension of the personality traits (Big Five and willingness to take risks) is presented as a deviation from the average of the adult population for all private-sector employees – separately for women and men in leadership positions or other employees. The pairwise differences have been statistically tested.

In order to test the hypotheses, a multivariate model (section 5.2) is used to calculate the likelihood of being in a leadership position considering the Big Five and willingness to take risks as personality traits. In addition to personality traits, further characteristics of the employees are also included in the model. The aim is to establish those factors that are essential for professional success. The estimated marginal effects provide a basis for establishing which traits are characteristic of leaders on average. The calculation is made both for all employees as well as separately for men and women. Additionally an interaction model tests the statistical significance of gender-specific effects. The statistical model is based on a logit analysis (cf. [Greene, 1997](#)), i.e. the statistical likelihood of being in a

---

<sup>22</sup>Alternatively, the mother's education was taken into account; this, however, had no significant influence.



**Source:** SOEP, own calculations.

*Figure 1:* Big Five personality traits of leaders and other employees in the private sector in Germany in 2007 according to gender (average deviation from the overall mean of all adult persons )

leadership position is estimated by means of various influencing factors.<sup>23</sup>

Based on the multivariate estimates the gender career gap - the difference between women's and men's average likelihood of achieving a leadership position - is explained by means of a non-linear decomposition technique (section 5.3).

## 5 Results

### 5.1 Descriptive results

An examination of the individual personality traits alone initially reveals that employees from the private sector differ from the mean of the population in most of the dimensions of the Big-Five construct (Figure 1). Their statements often reveal lower neuroticism values – i.e. higher emotional stability – and cover agreeableness and higher values in the openness, extraversion and conscientiousness dimensions. These traits are more pronounced in leaders: In our study, leaders are characterised as emotionally more stable, more open, more conscientious and less agreeable than non-leaders. The extraversion dimension, however, seems to

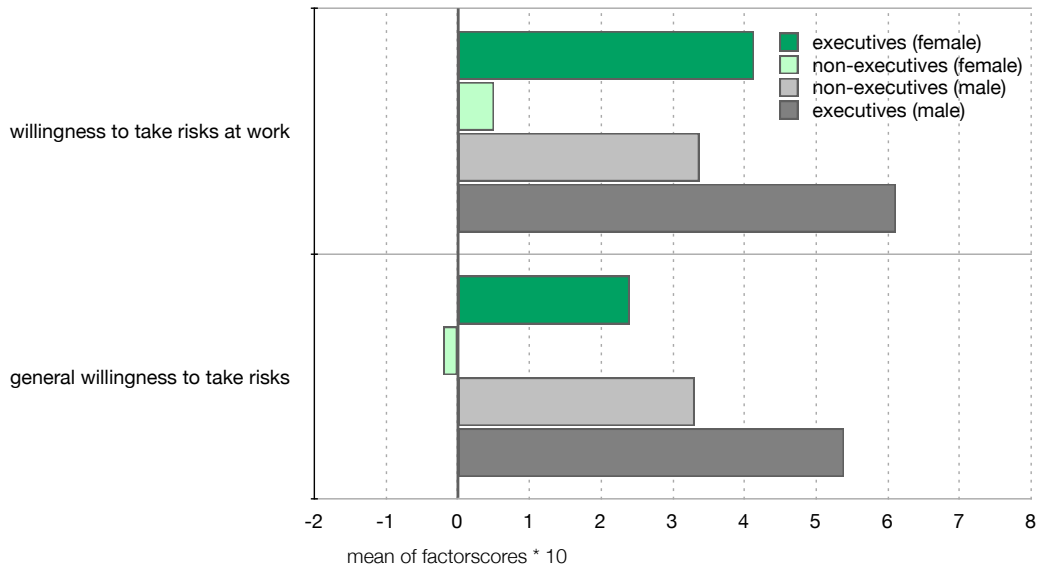
<sup>23</sup>The cross-sectional analysis does not enable any cause-effect statements to be made. For this purpose, a time-span-related analysis is necessary.

play a different role for women and men: Women specify much higher values in comparison to men. However differences in the self-assessment of extraversion between leaders and non-leaders are not statistically significant both for women and men. As a general rule, the greatest differences between the sexes with regard to occupational status are found in the neuroticism and agreeability dimensions.

Openness to experience seems to be a particularly important personality trait in leaders: [Mueller & Plug \(2006\)](#), for example, revealed in a longitudinal study that – in comparison to the other four dimensions of the Big-Five construct – this dimension has the greatest positive influence on income. Our analysis also shows that leaders and non-leaders differ significantly with regard to their self reported openness. Although women in leading positions reveal higher values than men in this dimension, this difference is not statistically significant. Nevertheless women in leadership positions see themselves as more extroverted and more conscientious than men do. Men in leading positions, on the other hand, consider themselves to be more emotionally stable and less agreeable than women, albeit the latter is not statistically significant. As a result, female leaders score high in two of the five traits in which leaders may differ from non-leaders, whereas men score high (low in neuroticism) in one of them. We found no statistically significant difference between women and men in leading positions in the two dimensions openness and agreeableness. Extraversion seems not to play a significant role for leaders at all.

In addition to the Big Five personality traits, differences in willingness to take risks also exist between leaders and non-leaders and between women and men. As far as willingness to take risks to one's own career and general willingness to take risks are concerned, employees are, on average, more willing to take risks than the population mean, whereas leaders are more willing to take risks than other employees in the private sector (Figure 2). On average, men give generally higher values for willingness to take risks than women. Female leaders, however, are on a par with non-leader male employees when it comes to willingness to take risks at work.

To sum these results up: We do find evidence that leaders and non-leaders differ in their personality except for the extraversion dimension. Both with regard to the Big Five and willingness to take risks dimensions, it becomes evident that women in leadership positions differ more from their female colleagues who are not in a leadership position than is the case with men. The difference between leaders and non-leaders regarding the personality dimensions considered are much bigger for women than for men. This suggests that personality may play a greater role for women regarding their career chances. Initially, this result could be interpreted as evidence of the strong pressure to adapt that faces women who want to be successful in the "male-dominated world". Finally we also see from this bivariate analysis that women and men differ in most personality dimensions



**Source:** SOEP, own calculations.

*Figure 2:* Willingness to take risks of leaders and other employees in the private sector in Germany in 2007 according to gender (average deviation from the overall average of all adult persons )

regardless of being in a leadership position or not.

## 5.2 Multivariate analyses

The following deals with a multivariate logit assessment that covers the personality traits as well as other characteristics of employees at the same time. The aim is to investigate which factors are fundamental to career advancement – i.e. to the likelihood of being in a leadership position. The dimensions taken into account are those specified in section 4 concerning human capital investments, social structure, living environment and gender-specific segregation in the labour market in Germany (Model 1). Subsequently, this assessment is carried out separately for women and men in order to estimate the influence of characteristics on career advancement (Models 1a and 1b) within these subpopulations. A concluding analysis that takes into account interaction of variables<sup>24</sup> is carried out to show potential gender differences in the effect size of the personality indicators and other characteristics (Model 2).

Table 3 shows the marginal effects of being selected to a leadership position for employees in the German private sector. In Model 1, gender is only incorpo-

<sup>24</sup>the interaction of being female with all other variables considered.

	Marginal effects				Significant differences
	All	Women	Men		
	Model 1	Model 1a	Model 1b	Model 2	
<b>Personality</b>					
"Big Five"					
Neuroticism	-0.017 **	-0.003	-0.039 **		
Openness	0.015 **	0.006	0.027		
Agreeableness	-0.014 **	-0.007 *	-0.021		
Extraversion	0.007	0.001	-0.019		
Conscientiousness	0.020 ***	0.006	0.039 **		
Willingness to take risk (job career)	0.042 ***	0.010 **	0.096 ***		
<b>Monitored for further explanatory variables:</b>					
<b>Woman (Reference: man)</b>	-0.068 ***				
<b>Human capital</b>					
Duration of education (in years)	0.030 ***	0.008 ***	0.060 ***		
Duration of work experience (in years)	0.007 ***	0.003 **	0.015		
Duration of work experience <sup>2</sup>	-0.000	-0.000 *	-0.000		
Duration of job tenure (in years)	0.001	0.001	0.000		
Contracted working hours ( <i>reference: part-time</i> )					
More than 35 hours per week (full-time)	0.109 ***	0.034 ***	0.178 *		
Amount of overtime (previous week)	0.010 ***	0.005 ***	0.019 ***		+
no answer regarding overtime	0.038	0.025	0.032		

\* significant at 10%; \*\* significant at 5%; \*\*\* significant at 1%

+ the effect is significantly higher for women than for men

- the effect is significantly lower for women than for men

Dependent variable: person in leadership position (yes/no); controlled for sample G.

	Marginal effects			Significant differences
	All Model 1	Women Model 1a	Men Model 1b	
<b>Social structure/Life environment</b>				
Father's school education ( <i>reference: less than advanced technical college entrance qualification/university-entrance diploma</i> )				
Advanced technical college entrance qualification/university-entrance diploma	0.028 *	0.022 **	0.018	+*
Don't know/no entry	-0.046 *	-0.022	-0.080	
Marital status ( <i>reference: married, living apart/not married</i> )				
Married, living together	0.004	-0.001	0.027	
Number of children under 16 years of age in the household	0.023 ***	0.012 **	0.039 **	**
Housework during a working day ( <i>reference: zero hours</i> )				
At least one hour	-0.032 **	-0.009	-0.070 **	**
Place of residence ( <i>reference: former federal states</i> )				
New federal states	-0.035 **	0.002	-0.109 ***	***
<b>Segregation</b>				
Economic sector ( <i>reference: manufacturing trade</i> )				
Trade, hotel and restaurant industry, transport	0.016	0.024 **	-0.026	+**
Other services	0.009	0.011	-0.010	
Company size ( <i>reference: fewer than 20 employees</i> )				
20 to up to 200 employees	0.023	0.005	0.043	
200 to up to 2000 employees	-0.006	-0.004	-0.023	
2000 and more employees	-0.007	0.002	-0.039	
Proportion of women in the profession	-0.002 ***	-0.001 ***	-0.002 ***	-***
<b>Constant</b>	-0.721 ***	-0.235 ***	-1.433 ***	
Number of cases	2,883	1,557	1,326	
log Likelihood	-1,038.1	-313.7	-705.8	
LR	578.8 ***	87.0 ***	253.9 ***	
Pseudo R <sup>2</sup>	0.3302	0.3096	0.2075	

\* significant at 10%; \*\* significant at 5%; \*\*\* significant at 1%

+ the effect is significantly higher for women than for men

- the effect is significantly lower for women than for men

Dependent variable: achieved a leadership position (yes/no); controlled for sample G.

Source: SOEP, all employees in the private sector in Germany in 2007 (own calculations).

Table 3: Determinants of selection to a leadership position for employees in the private sector in Germany in 2007 (marginal effects from logit analyses)



rated as a dummy variable (woman = 1, man = 0). The marginal effects enable us to establish which traits are characteristic of leaders on average, taking into account that the gender of the leaders can vary. Marginal effects reflect the impact on the dependent variable and enable us to make a direct comparison between the magnitudes of impact for the variables – in each case within the metric and categorical variables. In this logit analysis, the marginal effect of a metric variable corresponds to the change in the probability of being in a leadership position if this variable increases *ceteris paribus* by one unit. The probability of being in a leadership position increases, for example, by 1.0 percentage points if a person has 1 year more professional experience (duration of job tenure) than the average of all employees. For categorical variables (e.g. housework during a working day), the marginal effect is the change of probability of being in a leadership position in comparison with the reference group. In this case, the probability of being in a leadership position decreases by 3.2 percentage points for those who do at least one hour of housework on a working day compared to those who do not.

### **Personality traits**

Model 1 confirms previous results for the personality traits neuroticism, openness, agreeableness and conscientiousness: The probability of being in a leadership position is greater for employees who are emotionally more stable (or less neurotic), more open to experience, less agreeable and more conscientious, whereby the influence of the latter dimensions is the most prominent. In comparison to the other (control) variables, however, their impact tend to be low (Table 3). On the contrary, the most prominent dimension is willingness to take risks at one's career<sup>25</sup>, for which – while controlling for other characteristic – leaders are more willing to take risks in their professional career than non-leaders. In statistical terms, the probability of being in a leadership position increases *ceteris paribus* by 4.2 percentage points when a person evaluates him or herself as one unit<sup>26</sup> more willing to take risks than the average of all employers in the private sector. This makes the effect relatively high. As far as conscientiousness and openness is concerned, an equivalent change is less than half of this amount (2.0 or 1.5 percentage points). The results therefore confirm the findings from other studies, which showed that the relationship between the Big Five personality traits and leadership tends to be

---

<sup>25</sup>The model was also expanded to include general willingness to take risks. This, however, resulted in no additional explanation content and did not reveal any significant effects for women or men. In addition, there is a greater connection with willingness to take risks in professional career.

<sup>26</sup>One "unit" corresponds in this variable (as with the Big Five, because the variables were standardised or transformed) to a standard deviation. If a person deviates with regard to this variable by one standard deviation from the mean value, this difference must be evaluated as very prominent.

low in magnitude. In contrast to other studies, no statistically significant effect can be proven for the extraversion dimension.

This model was also assessed separately for women and men (Models 1a and 1b). As can be seen women can increase their probability of being in a leadership position through less agreeableness (statistically weak significance); for men, conscientiousness and emotional stability (lower neuroticism value) play a role. For both sexes, willingness to take risks in one's career has the largest impact.

In order to test whether these different influences on career advancement it was also examined whether women in leadership positions differ more in these traits from members of their own sex who are not in a leadership position than is the case among men (Model 2).<sup>27</sup> The significant differences between women and men in this extended model are indicated in the last two columns. It is apparent that the chances women and men have of being in a leadership position do not differ significantly in statistical terms as regards the personality traits if both have had the same education and professional experience, have a similar social background and family situation, and are in the same sector, in a similar job and have identical working hours.

As a result, hypothesis H1 can not be rejected except for extraversion - personally matters but not very much, since other objective characteristics affect career chances much stronger. Regarding gender-specific influences of personality traits on career opportunities we can reject the hypothesis that personality matters more for women. We do not find any statistically different effects of personality traits between women and men when we control for other characteristics. That means women and men have the same likelihood of achieving a leadership position with respect to personality if all other characteristics (human capital, social structure, life environment and segregation) are set equal. In the next subsection we focus on these control variables because it will give further insights to the question why women are underrepresented in Germany's executive boards.

### **Control variables**

As far as the connection between professional status and human capital is concerned, the most profound effect on the whole proves to be with duration of education: One year more of education compared to the average duration of education of all employees in the private sector in Germany increases the probability of being in a leadership position by 3.0 percentage points. It is a known fact that school/academic success is also linked to personality: the conscientiousness and openness to experience dimensions interact strongly with duration of training (cf. [Borghans et al., 2008](#)) and with study-related achievements (cf. [Trapmann](#)

---

<sup>27</sup>We tested the interaction effects using the "inteft" program in Stata, as proposed by XXX

et al., 2007). It is even more astonishing that both duration of education as well as these two personality dimensions also have independent explanatory power in our model. General and specific (in-house) professional experience, however, only plays a role for women, but this difference from men is not significant in statistical terms. In other words, while female leaders have much more professional experience than their female colleagues who are not in a leadership position, this difference is not statistically evident for men. On the other hand, working overtime has a positive impact on the probability to be in a leadership position for both women and men and the effect is significantly greater for women in statistical terms. That means leaders work more often overtime than their colleagues not in a leading positions and female leaders work overtime to a greater extent than their male counterparts do.

Family situation and social background also play a role in professional career but sometimes differ between the sexes: While the father's education (advanced technical college entrance qualification/university-entrance diploma) increases professional chances for women, this does not seem to play a role for men.<sup>28</sup> These different effects between women and men are also statistically significant in the extended Model 2. The fact that social background is decisive for the individual's educational and professional career has been empirically proven for Germany by Becker & Hecken (2008). It has also been empirically proven that willingness to take risks is also determined by or 'inherited' from the parents. However, no differences were established between women and men or girls and boys (cf. Dohmen et al., 2006). It is a known fact that housework restricts time sovereignty. Its negative effects on the career of both sexes becomes clear in this case as well.<sup>29</sup> The probability of being in a leadership position decreases by a total of 3.2 percentage points if at least one hour of housework is done in one working day. In other words, female and male leaders tend to avoid housework. An astonishing factor in this respect is that this effect is not covered alone by considering the agreed working hours and amount of overtime worked but has its own explanatory capacity. That is to say, a leader with the same agreed working hours who works an equal amount of overtime tends not to do any housework, whereas

---

<sup>28</sup>It must be taken into account that personality traits can on the one hand be determined by social background (cf. inter alia Dohmen et al., 2006) – in the model, this is taken into account on the basis of the father's education. On the other hand, personality is also reflected in objective indicators (human capital, overtime, segregation) in which women and men sometimes differ from each other more distinctly. This is also confirmed by Dohmen & Falk (2006) in experimental studies on the effect of personality traits on self-selection of various remuneration systems: "[...] we find that personality matters for the sorting decision and it matters in different ways for men and women". (Dohmen & Falk, 2006, p. 30).

<sup>29</sup>Although the effect is statistically not significant for women but significant for men, Model 2 reveals that the different effect for women and men with regard to housework is not significant. That means the effect for women does not differ significantly from the effect for men.

a non-leader does.

The segregation indicators reveal highly significant differences between women and men with regard to the probability of being in a leadership position. One factor that has a clear influence on the career chances of women and men is the choice of occupation. The more female-typical an occupation, the less likely the chances of assuming a leadership position. This effect is even more pronounced for women than it is for men. In comparison to the manufacturing trade, women have particularly good career chances in the service sector. For men, there was no evidence of the economic sector having an influence on career. Similar results are also revealed in other studies (cf. for example, [Brader & Lewerenz, 2006](#)). In contrast to the assumptions made in section 4, the size of the company has no significant influence in women or men on whether a leadership position is assumed or not.<sup>30</sup>

### 5.3 Explaining the Gender Career Gap

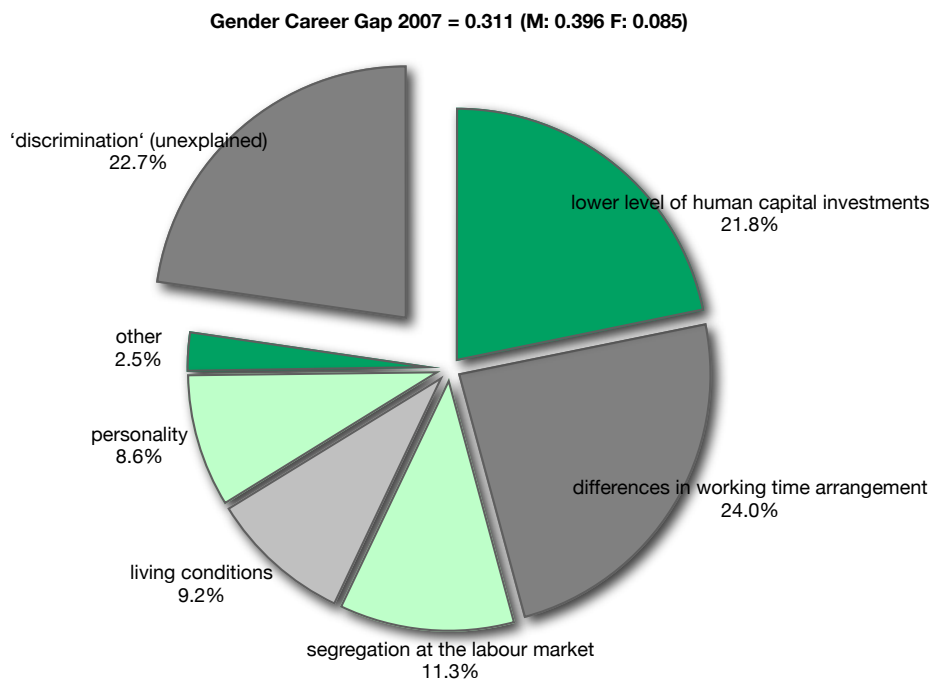
In the previous sections we have investigated the impact of personality traits, human capital endowments, working and living conditions and segregation on career chances. We have also tested whether or not there are different impacts (in significance and magnitude) for women and men, but we are left with the question of why do women have lower chances to reach the management level compared to men.

When explaining the gender wage gap the Blinder-Oaxaca decomposition technique is often used in order to differentiate between price and endowment effects [Busch & Holst \(2009\)](#). For the endowment effect it is also possible by means of this decomposition technique to identify those characteristics in which the two groups (namely women and men) differ the most. [Fairlie \(2003\)](#) adapted the Blinder-Oaxaca decomposition to non-linear function as it is the case with our analyses where the dependent variable is a dummy variable (0=non-leaders, 1=leaders). By means of Fairlie's method we can identify based on our estimations presented in the previous section the gender career gap and its sources.

In our sample 39.5 percent of the male white-collar employees in the private sector are in a leading position whereas only 8.5 percent of the female counter-

---

<sup>30</sup>The studies based on the IAB company panel and the [Hoppenstedt \(2008\)](#) company database reveal that the female proportion of leadership positions in the private sector in Germany is lower in larger companies. The fact that this study does not confirm this result can be explained on the one hand by the different delineation (only employees) and definition of leaders. On the other hand, this effect can be explained by the coinciding control of the economic sector and female proportion in the profession. In other words, larger companies of the population under examination tend to belong to the manufacturing trade, and the proportion of working women is higher in smaller companies.



**Source:** SOEP, own calculations.

*Figure 3: Non-linear Blinder-Oaxaca decomposition (as proposed by Fairlie, 2003) of the gender career gap for white-collar employees in the private sector in Germany in 2007 (explained proportion in percent)*

parts are. This results in a gender career gap of 0.31 or 31 percent (39.5 minus 8.5). This career gap, which is the difference in the probability to be in a leading position between women and men, can be explained to 77.3 percent by different endowments between women and men (cf. Figure 3).<sup>31</sup> That means more than three fourth of the gender career gap is caused by different endowments.

Almost one quarter of the career chance inequality between women and men is due to differences in working time arrangement – women work part-time if childcare options are limited or non-existent which in turn lowers their chance of climbing up the career ladder. More than 20 percent of the gender career gap is caused by lower level of human capital investments of women. This is mainly due to less work experience because of discontinued work histories of women. Women show interrupted working periods because of child bearing and maternity leave and therefore have less work experience – furthermore their accumulated work experience will be devaluated if the interruption is to long (cf. Beblo & Wolf, 2002). The remaining 31.6 percent of the gender career gap can be traced

<sup>31</sup>The remaining 22.7 percent of this gap include price effects and unobserved differences or treatments (often called discrimination).

back to segregation in the labour market, living conditions, personality and other (sample specific) control variables. Nonetheless, differences in the self-reported personality can explain 8.6 percent of the gender career gap which is mainly due to differences in risk aversion regarding one's career. Consequently hypothesis H2 can not be rejected - women's lower risk propensity goes hand in hand with lower chances of career advancement, but this can only account for less than 10 percent of the overall gender career gap. Differences in human capital investments and working time arrangement - especially less work experience and working part time - is much more crucial for women's career opportunities.

## **6 Conclusion**

The aim of our study was to compare the self-evaluation of personality traits (Big Five and willingness to take risks) of leaders and other employees in the private sector in Germany and to determine the extent to which women and men differ. The study also aimed at clarifying whether, due to other characteristics, the personality traits concerned had a statistically significant influence on the different career opportunities of women and men. By means of sophisticated psychological constructs, well established measures of personality and a large-scale dataset our results contribute to the discussion of the importance of non-cognitive skills on career advancement. We also shed some light on the gender career gap that has not been explained in quantitative research so far.

A descriptive analysis of personality self-evaluations revealed that in most of the personality dimensions, leaders differ from employees who are not in a leadership position. In our study, leaders are emotionally more stable, more open to new experiences, more conscientious and less agreeable than other employees. Differences also become evident when looking separately at women and men. Generally, women rate themselves as more open, more extroverted and more conscientious than men. Men, on the other hand, give higher values for willingness to take risks and emotional stability and lower values for agreeableness. With regard to some personality traits, women in leadership positions differ far more significantly from other women who have no leadership function than is the case with men. This suggests that women are under pressure to adapt to the male-dominated leadership world.

If the influence of personality traits is examined in consideration of further factors such as human capital endowment, labour market segregation, social background and individual living environment, the differences between the sexes as explanatory factors for professional success assume a less important role. Although the conscientiousness, openness to experience, emotional stability (or neuroticism), agreeableness and willingness to take risks dimensions still have a cer-

tain explanatory capacity for career advancement, they cannot explain the gender career gap to a large extent.

The first hypothesis (H1) proposed in section 3 can not be rejected: Except for the personality dimension extraversion, persons in managerial positions do differ significantly in their self-perceptions from employees not in such positions. We do find evidence that leaders are more conscientious, more open to experience, less agreeable and less neurotic, and rate themselves as more willing to take risks in their professional career than non-leaders do. But these differences are low in magnitude and we also do not find gender-specific differences. The second hypothesis (H2) claimed that the chances of being in a leadership position are significantly lower for women because they are more risk-averse than men. It can also not be rejected. The results from multivariate analyses reveal that willingness to take risks has a clear influence on the likelihood of being in a leadership position, albeit not differently in statistical terms for women and men. But the decomposition of the gender career gap clearly shows that differences in personality especially in the willingness to take risks for one's own career can partially explain the gender career gap but only to a minor extent.

Conclusively, if we compare leaders and other white-collar employees in the private sector in Germany personality matters. But these differences are low in magnitude as previous studies have also concluded. We found no evidence that personality matters more for women compared to men. Differences in personality traits between the sexes can merely explain the gender career gap. However, it is not possible to conclude from this that women do not have to accept any disadvantage due to their actual or attributed characteristics. Kay (2007), for example, comes to the conclusion that the sex of the person who makes a selection decision is of major significance. In addition, stereotypes of traits and abilities attributed to women do not correspond to those viewed by (male) leaders as absolutely essential for advancing to a leadership position (cf. German Consulting Group, 2005). Many studies have revealed that personality traits that are regarded as male and female are not treated equally by society but are usually hierarchically arranged, and that traits that have male connotations are viewed as higher-ranking (e.g. rational/male is higher-ranking than emotional/female) (e.g. Keller, 1985; Nelson, 1996). As prejudices, they can also unintentionally influence decisions concerning employment and promotion – to the disadvantage of women. This connection can be interpreted as an indication that it is not only a matter of who has leadership traits and to what extent but also to whom leadership traits are attributed or to whom they are denied. In addition, men – in contrast to women – have numerous models to follow on all leadership levels. Women need more women in leadership positions in order to counter this disadvantage.

## **Implications**

Significant implications for research and practice can be derived from the findings on the connection among personality, gender and career. For practical leadership research, it was proven that it is not gender differences in personality self-perceptions but professional experience, social background and labour market segregation that are decisive for the different chances women and men have of assuming a leadership position. A one-sided focus on leadership characteristics to explain gender-specific differences between women and men in professional career is misleading.

Stereotypical attributions of abilities and traits can damage businesses and other organisations. A considerable amount of research still needs to be done concerning the losses resulting from this. Top leaders in particular are often recruited from their own ranks. For the most part, no research has been carried out in quantitative analyses on the influence of network effects on the different career chances of women and men. To support gender-neutral conditions in companies, intensive training courses for decision makers and targeted incentive systems can contribute towards achieving higher female proportions in the leadership sector.

From the perspective of equal opportunities for men and women, this study provides clear political conclusions: more decisive than personality traits for increasing the career chances of women are fewer interruptions in employment (e.g. by extending childcare options) and a fight against labour market segregation. The right combination of conditions in the social, political and economic environment can contribute towards equal opportunities, allowing both women and men to actually be able to make these important professional investments.

## **Limitations and outlook**

Fundamentally, the evaluation of the results concerning personality indicators must take the following into account: The information used to ascertain the Big Five and willingness to take risks as personality traits is given by the respondents about themselves, which does not necessarily reflect their true behaviour. It is to be assumed that respondents' true behavioural patterns deviate from their statements, both due to the fact that the self-perceptions differ from individual to individual and also due to social role behaviour. Nonetheless it can be assumed that there is a strong link between the information provided by the respondents about themselves and their actual behaviour. As far as willingness to take risks is concerned, [Dohmen et al. \(2005\)](#) have shown this clearly.

What is more, the data at hand reveal that the same person may change (sometimes several times) between the status of "leadership position" and "other employees". The snapshot view for the year 2007 (2005 for Big Five and 2004 as far



as willingness to take risks is concerned) falls short of reflecting this reality.<sup>32</sup> In addition, this cross-section study does not reveal whether the persons concerned have become leaders because they show a high level of these characteristics or whether these characteristics are more prominent as a result of their leadership task.<sup>33</sup> For this purpose, longitudinal analyses are necessary that repeatedly measure personality traits during the course of life. In principle, the SOEP also makes it possible to conduct longitudinal analyses. The Big Five personality traits have so far only been measured once – in 2005. There are plans, however, to include these variables again in the questionnaire.

As far as gender is concerned, the trait theory of leadership is linked to the assumption that women and men differ in terms of significant personality traits. In this context it must be taken into account that personality traits are often attributed to women and men in dual form (e.g. rational/emotional, hard/soft). At the same time, an evaluation is carried out of the traits, but they are not located neutrally next to each other with an equivalent value but are arranged hierarchically; the traits that are considered to be masculine are usually rated as being more significant (e.g. rational comes above emotional) (Keller, 1985; Nelson, 1996). Against this background, it can be assumed – particularly at the male-dominated leadership levels – that women have fewer chances of reaching a leadership position on account of the traits that actually exist in them or have been attributed to them and are regarded as feminine. However, the self-reported perception of personality traits analysed here only reflects this dynamism to a very limited extent.

In the final analysis, the assumption of a leadership position is a result of the interplay between one's own career goals and the overcoming of obstacles to take this professional path. One's own preferences for or against a career that aims at reaching the "executive level" are usually linked with personality to the same extent as "adaptability" to required leadership traits. It is not possible with this analysis to separate self- and external selection effects from each other. This requires a precise (retrospective) definition of career goals and career obstacles.<sup>34</sup>

When considering which personality differences this analysis reveals between

---

<sup>32</sup>It is therefore possible that persons who were in leadership positions at the time of the observation leave the leadership level in the ensuing years, either temporarily or for good. Conversely, persons who rank among "other employees" during the observation can have been a leader before or might advance to a leadership position in future. In other words, the personality differences between leaders and non-leaders might be greater than is empirically verifiable.

<sup>33</sup>If, as is often assumed, the personality traits are not so stable over time, then the differences shown might be overestimated with regard to the question as to which characteristics are beneficial for career.

<sup>34</sup>In most cases, this is not possible in a quantitative survey. Qualitative studies are more suitable for this purpose. A study carried out by the APEC (2007) revealed that women in leadership positions try in various ways to establish a balance between individual aspirations and external obstacles.

leaders and non-leaders, it must be borne in mind that we are dealing with a snapshot of the achieved professional status, which results from both self- and external selection processes, and with self-perceptions of personality traits that might be reinforced or weakened by the particular professional situation.

Nonetheless it would be worth contrasting our results that investigated for the first time the gender career gap in Germany in quantitative measures with representative data from other countries. The British Household Panel Study (BHPS) could be used, because the same psychological measures are included in the questionnaire. A longitudinal analysis is also necessary to contribute to the discussion of the stability of personality traits and the interrelationship with career advancement. Our investigation is only a first step in order to understand the mechanisms of achieving a leadership position. Women still face barriers if they want to become a member of Germany's executive boards, but our empirical findings suggest: With respect to personality Germany's next Top Manager does not necessarily need to be a man - women have got what it takes.

## References

- Accenture (2007). Expectations and achievement. Empowering women from within. Research report, Accenture.
- Andresen, B. (1995). Risikobereitschaft (R) - der sechste Basisfaktor der Persönlichkeit: Konvergenz multivariater Studien und Konstruktextplikation. *Zeitschrift für Differentielle und Diagnostische Psychologie*, 16, 4, 210–236.
- APEC (Hrsg.) (2007). *40 ans, femmes et cadres: études, parcours professionnels et "rèussite"*. Enquête qualitative auprès de femmes cadres nées entre 1963 et 1967 Paris: Association pour l'emploi des cadres (APEC).
- Avolio, B. J., Bass, B. M. & Jung, D. I. (1999). Re-examining the components of transformational and transactional leadership using the Multifactor Leadership. *Journal of Occupational and Organizational Psychology*, 72, 4, 441–462(22).
- Barrick, M. R. & Mount, M. K. (1991). The big five personality dimensions and job performance: A meta-analysis. *Personnel Psychology*, 44, 1, 1–26.
- Bass, B. M. (1990). *Bass & Stogdill's Handbook of Leadership: Theory, Research and Managerial Applications* New York: Free Press.
- Bass, B. M. & Avolio, B. J. (1990). Developing transformational leadership: 1992 and beyond. *Journal of European Industrial Training*, 14, 5, 21–27.
- Beblo, M. & Wolf, E. (2002). Die Folgekosten von Erwerbsunterbrechungen. *DIW-Vierteljahreshefte zur Wirtschaftsforschung*, 71, 1, 83–94.
- Becker, G. S. (1991). *A treatise on the family* Cambridge, London: Harvard University Press.
- Becker, G. S. (1993). *Human capital* New York: Columbia University Press.
- Becker, R. & Hecken, A. (2008). Warum werden Arbeiterkinder vom Studium an Universitäten abgelenkt? Eine empirische Überprüfung der "Ablenkungsthese" von Müller und Pollak (2007) und ihrer Erweiterung durch Hillmert und Jacob (2003). *Kölner Zeitschrift für Soziologie und Sozialpsychologie*, 60, 1, 7–33.
- Bonin, H., Dohmen, T., Falk, A., Huffman, D. & Sunde, U. (2006). Cross-sectional earnings risk and occupational sorting: The role of risk attitudes. Discussion Paper 1930, Forschungsinstitut zur Zukunft der Arbeit, Bonn.

- Borghans, L., Duckworth, A. L., Heckman, J. J. & Weel, B. t. (2008). The economics and psychology of personality traits. Discussion Paper 3333, Forschungsinstitut zur Zukunft der Arbeit, Bonn.
- Boudreau, J. W., Boswell, W. R. & Judge, T. A. (2001). Effects of personality on executive career success in the united states and europe. *Journal of Vocational Behavior*, 58, 1, 53–81.
- Brader, D. & Lewerenz, J. (2006). An der Spitze wird die Luft dünn. IAB-Kurzbericht 2, Institut für Arbeitsmarkt- und Berufsforschung (IAB), Nürnberg.
- Brandstätter, H. (1999). Veränderbarkeit von Persönlichkeitsmerkmalen – Beiträge der differentiellen Psychologie. In K.-H. Sonntag (Hrsg.), *Personalentwicklung in Organisationen. Psychologische Grundlagen, Methoden und Strategien* (S. 51–76). Göttingen, Bern, Toronto, Seattle: Hogrefe Verlag.
- Busch, A. & Holst, E. (2009). Glass ceiling effect and earnings – The gender pay gap in managerial positions in germany. Discussion Papers 905, Deutsches Institut für Wirtschaftsforschung (DIW Berlin), Berlin.
- Byrnes, J. P., Miller, D. C. & Schafer, W. D. (1999). Gender differences in risk taking: a meta-analysis. *Psychological Bulletin*, 125, 3, 367–383.
- Costa, P. T. & McCrae, R. R. (1992). *Revised NEO personality inventory (NEO PI-R) and NEO five factor inventory. Professional manual* Odessa, Florida: Psychological Assessment Resources.
- Delhees, K. H. (1995). Führungstheorien – Eigenschaftstheorie. In A. Kieser, G. Reber & R. Wunderer (Hrsg.), *Handwörterbuch der Führung* (S. 897–906). Stuttgart: Schäffer-Poeschel Verlag.
- Dobbins, G. H. & Platz, S. J. (1986). Sex differences in leadership: How real are they? *Academy of Management Review*, 11, 1, 118–127.
- Dohmen, T. & Falk, A. (2006). Performance pay and multi-dimensional sorting: Productivity, preferences and gender. Discussion Papers 2001, Forschungsinstitut zur Zukunft der Arbeit, Bonn.
- Dohmen, T., Falk, A., Huffman, D. & Sunde, U. (2006). The intergenerational transmission of risk and trust attitudes. Discussion Paper 2380, Forschungsinstitut zur Zukunft der Arbeit, Bonn.
- Dohmen, T., Falk, A., Huffman, D., Sunde, U., Schupp, J. & Wagner, G. G. (2005). Individual risk attitudes: New evidence from a large, representative,

- experimentally-validated survey. Discussion Paper 1730, Forschungsinstitut zur Zukunft der Arbeit, Bonn.
- Fairlie, R. W. (2003). An extension of the Blinder-Oaxaca Decomposition Technique to Logit and Probit Models. Center Discussion Paper 873, Yale University, Economic Growth Center.
- Felfe, J. (2006). Transformationale und charismatische Führung - Stand der Forschung und aktuelle Entwicklungen. *Zeitschrift für Personalpsychologie*, 5, 163–176.
- Fietze, S., Holst, E. & Tobsch, V. (2009). Personality and Career – She’s got what it takes. SOEPpapers on Multidisciplinary Panel Data Research 250, German Socio-Economic Panel Study (SOEP) at DIW Berlin, Berlin.
- Furnham, A., Crump, J. & Whelan, J. (1997). Validating the NEO personality inventory using assessor’s ratings. *Personal Individuell Differences*, 22, 669–675.
- Gerlitz, J.-Y. & Schupp, J. (2005). Zur Erhebung der Big-Five-basierten Persönlichkeitsmerkmale im SOEP. Research Notes 4, Deutsches Institut für Wirtschaftsforschung (DIW Berlin), Berlin.
- German Consulting Group (2005). Frauen und Macht. Frauen in Führungspositionen – Was müssen Frauen können/leisten um in privatwirtschaftlichen Unternehmen ins (Top-)Management aufzusteigen? Eine Umfrage unter deutschen Managern zu Ansichten und Zukunftsvisionen. [http://gcg.ag/gcg\\_sharedpages/pdf/umfrage\\_frauen.pdf](http://gcg.ag/gcg_sharedpages/pdf/umfrage_frauen.pdf). [Online; Stand 12. August 2008].
- Gmür, M. (2006). The gendered stereotype of the ‘good manager’: Sex role expectations towards male and female managers. *management revue*, 17, 2, 105–121.
- Greene, W. H. (1997). *Econometric analysis* New York: Prentice Hall.
- Holst, E. (2006). Women in managerial positions in Europe: Focus on Germany. Discussion Paper 557, Deutsches Institut für Wirtschaftsforschung (DIW Berlin).
- Holst, E. (2009). *Führungskräfte-Monitor 2001–2006* Forschungsreihe Band 7, Baden-Baden: Nomos-Verlag.

- Holst, E., Ferber, M. & Matiaske, W. (Hrsg.) (2006). *Women in management, academia, and other professions: Stagnation or progress?*, Bd. 17 von *Special Issue management revue* Mering: Hampp Verlag.
- Holst, E. & Schimeta, J. (2009). Nach wie vor kaum Frauen in den Top-Gremien großer Unternehmen. *Wochenbericht des DIW Berlin*, 76, 18, 302–311.
- Hoppenstedt (Hrsg.) (2008). *Hoppenstedt Firmendatenbank* Darmstadt: Hoppenstedt Firmeninformationen GmbH. Ausgabe Januar 2008.
- House, R. & Shamir, B. (1995). Führungstheorien – Charismatische Führung. In A. Kieser, G. Reber & R. Wunderer (Hrsg.), *Handwörterbuch der Führung* (S. 878–896). Stuttgart: Schäffer-Poeschel Verlag.
- Joy, L., Carter, N. M., Wagner, H. M. & Narayana, S. (2007). The bottom line: Corporate performance and women's representation on boards. Research report, Catalyst, New York.
- Kay, R. (2007). Auf dem Weg in die Chefetage. Betriebliche Entscheidungsprozesse bei der Besetzung von Führungspositionen. IfM-Materialien 170, Institut für Mittelstandsforschung, Bonn.
- Keller, E. F. (1985). *Reflection in gender and science* New Haven, London: Yale University Press.
- Krell, G. (2008). "Vorteile eines neuen, weiblichen Führungsstils": Ideologiekritik und Diskursanalyse. In G. Krell (Hrsg.), *Chancengleichheit durch Personalpolitik* Kap. Part 4 – Zusammenarbeit und Führung, (S. 319–330). Wiesbaden: Gabler Verlag.
- Littmann-Wernli, S. & Schubert, R. (2001). Frauen in Führungspositionen – Ist die "gläserne Decke" diskriminierend? *Arbeit - Zeitschrift für Arbeitsforschung, Arbeitsgestaltung und Arbeitspolitik*, 10, 2, 135–148.
- Lopes, L. L. & Berkowitz, L. (1987). Between hope and fear: The psychology of risk. *Advances in Experimental Social Psychology*, 20, 255–295.
- Lord, R., De Vader, C. L. & Allinger, G. M. (1986). A meta-analysis of the relationship between personality traits and leadership perceptions: An application of validity generalization procedures. *Journal of Applied Psychology*, 71, 402–410.
- Mueller, G. & Plug, E. (2006). Estimating the effect of personality on male and female earnings. *Industrial & Labor Relations Review*, 60, 1, 1–22.


- Nelson, J. A. (1996). *Feminism, objectivity, and economics* London, New York: Routledge.
- Neuberger, O. (2002). *Führen und führen lassen* Stuttgart: Lucius & Lucius.
- Nübling, M., Andresen, H. H. & Mühlbacher, A. (2006). Entwicklung eines Verfahrens zur Berechnung der körperlichen und psychischen Summskalen auf Basis der SOEP-Version des SF 12 (Algorithmus). DIW Data Documentation 16, Deutsches Institut für Wirtschaftsforschung (DIW Berlin), Berlin.
- Nyhus, E. & Pons, E. (2005). The effects of personality on earnings. *Journal of Economic Psychology*, 26, 3, 363–384.
- Pannenberg, M. (2002). Long-term effects on unpaid overtime: Evidence for West Germany. IZA Discussion Paper 614, Forschungsinstitut zur Zukunft der Arbeit, Bonn.
- Piedmont, R. & Weinstein, H. (1994). Predicting supervisor ratings of job performance using the NEO personality inventory. *The Journal of Psychology*, 128, 225–265.
- Salgado, J. F. (1997). The five factor model of personality and job performance in the European Community. *Journal of Applied Psychology*, 82, 1, 30–43.
- Schneider, T. (2004). Der Einfluss des Einkommens der Eltern auf die Schulwahl. *Zeitschrift für Soziologie*, 6, 33, 471–492.
- Schneider, T. (2008). Social inequality in educational participation in the German school system in a longitudinal perspective. Pathways into and out of the most prestigious school track. *European Sociological Review*, 24, 4, 511–526.
- Schuler, H. (2001). *Lehrbuch der Personalpsychologie* Göttingen: Hogrefe.
- Srivastava, S., John, O. P., Gosling, S. D. & Potter, J. (2003). Development of personality in early and middle adulthood: Set like plaster or persistent change? *Journal of Personality and Social Psychology*, 84, 5, 1041–1053.
- Stogdill, R. M. (1948). Personal factors associated with leadership: A survey of the Literature. *The Journal of Psychology*, 26, 35–71.
- Stogdill, R. M. & Bass, B. M. (1981). *Stogdill's handbook of leadership: A survey of theory and research* New York: Free Press.
- Tett, R. P., Jackson, D. N. & Rothstein, M. (1991). Personality measures as predictors of job performance: A meta-analytic review. *Personnel Psychology*, 44, 703–742.


- Tisdale, T. (2004). Führungstheorien. In E. Gaugler, W. A. Oechsler & W. Weber (Hrsg.), *Handwörterbuch des Personalwesens* (S. 824–883). Stuttgart: Schäffer-Poeschel Verlag.
- Trapmann, S., Hell, B., Hirn, J.-O. W. & Schuler, H. (2007). Meta-analysis of the relationship between the big five and academic success at university. *Zeitschrift für Psychologie*, 215, 2, 132–151.
- von Rennenkampff, A. (2005). *Aktivierung und Auswirkungen geschlechtsstereotyper Wahrnehmung von Führungskompetenzen im Bewerbungskontext.*. Dissertation, Universität Mannheim, Mannheim.
- Wagner, G. G., Frick, J. & Schupp, J. (2007). The German socio economic panel study (SOEP) – Scope, evolution and enhancements. *Schmollers Jahrbuch – Zeitschrift für Wirtschafts- und Sozialwissenschaften*, 127, 1, 139–169.
- Weber, M. (1922, 1976). *Wirtschaft und Gesellschaft* Tübingen: J. C. B. Mohr (P. Siebeck).
- Weibler, J. (2001). *Personalführung* München: Verlag Vahlen.
- Wunderer, R., Grunwald, W. & Moldenhauer, P. (1980). *Führungslehre* Berlin: Walter de Gruyter.



## 7 Annex

48. In your position at work, do you supervise others?  
In other words, do people work under your direction?

Yes .....  


No .....   Skip to question 51!

*Figure 4: Question complex, supervising others in the SOEP*

## What kind of personality do you have?

125. Now a completely different subject: our every-day actions are influenced by our basic belief. There is very limited scientific knowledge available on this topic.

Below are different qualities that a person can have. You will probably find that some apply to you perfectly and that some do not apply to you at all. With others, you may be somewhere in between.

 Please answer according to the following scale:  
 1 means "does not apply to me at all",  
 7 means "applies to me perfectly".  
 With values between 1 and 7, you can express where you lie between these two extremes..

I see myself as someone who ...	Does not apply to me at all	1	2	3	4	5	6	7	Applies to me perfectly
- does a thorough job .....		<input type="checkbox"/>	<input type="checkbox"/>	<input type="checkbox"/>	<input type="checkbox"/>	<input type="checkbox"/>	<input type="checkbox"/>	<input type="checkbox"/>	
- is communicative, talkative .....		<input type="checkbox"/>	<input type="checkbox"/>	<input type="checkbox"/>	<input type="checkbox"/>	<input type="checkbox"/>	<input type="checkbox"/>	<input type="checkbox"/>	
- is sometimes somewhat rude to others .....		<input type="checkbox"/>	<input type="checkbox"/>	<input type="checkbox"/>	<input type="checkbox"/>	<input type="checkbox"/>	<input type="checkbox"/>	<input type="checkbox"/>	
- is original, comes up with new ideas .....		<input type="checkbox"/>	<input type="checkbox"/>	<input type="checkbox"/>	<input type="checkbox"/>	<input type="checkbox"/>	<input type="checkbox"/>	<input type="checkbox"/>	
- worries a lot .....		<input type="checkbox"/>	<input type="checkbox"/>	<input type="checkbox"/>	<input type="checkbox"/>	<input type="checkbox"/>	<input type="checkbox"/>	<input type="checkbox"/>	
- has a forgiving nature .....		<input type="checkbox"/>	<input type="checkbox"/>	<input type="checkbox"/>	<input type="checkbox"/>	<input type="checkbox"/>	<input type="checkbox"/>	<input type="checkbox"/>	
- tends to be lazy .....		<input type="checkbox"/>	<input type="checkbox"/>	<input type="checkbox"/>	<input type="checkbox"/>	<input type="checkbox"/>	<input type="checkbox"/>	<input type="checkbox"/>	
- is outgoing, sociable .....		<input type="checkbox"/>	<input type="checkbox"/>	<input type="checkbox"/>	<input type="checkbox"/>	<input type="checkbox"/>	<input type="checkbox"/>	<input type="checkbox"/>	
- values artistic experiences .....		<input type="checkbox"/>	<input type="checkbox"/>	<input type="checkbox"/>	<input type="checkbox"/>	<input type="checkbox"/>	<input type="checkbox"/>	<input type="checkbox"/>	
- gets nervous easily .....		<input type="checkbox"/>	<input type="checkbox"/>	<input type="checkbox"/>	<input type="checkbox"/>	<input type="checkbox"/>	<input type="checkbox"/>	<input type="checkbox"/>	
- does things effectively and efficiently .....		<input type="checkbox"/>	<input type="checkbox"/>	<input type="checkbox"/>	<input type="checkbox"/>	<input type="checkbox"/>	<input type="checkbox"/>	<input type="checkbox"/>	
- is reserved .....		<input type="checkbox"/>	<input type="checkbox"/>	<input type="checkbox"/>	<input type="checkbox"/>	<input type="checkbox"/>	<input type="checkbox"/>	<input type="checkbox"/>	
- is considerate and kind to others .....		<input type="checkbox"/>	<input type="checkbox"/>	<input type="checkbox"/>	<input type="checkbox"/>	<input type="checkbox"/>	<input type="checkbox"/>	<input type="checkbox"/>	
- has an active imagination .....		<input type="checkbox"/>	<input type="checkbox"/>	<input type="checkbox"/>	<input type="checkbox"/>	<input type="checkbox"/>	<input type="checkbox"/>	<input type="checkbox"/>	
- is relaxed, handles stress well .....		<input type="checkbox"/>	<input type="checkbox"/>	<input type="checkbox"/>	<input type="checkbox"/>	<input type="checkbox"/>	<input type="checkbox"/>	<input type="checkbox"/>	

Figure 5: Question complex, "Big Five" personality traits (excerpt from the SOEP survey 2005)

**119. How do you see yourself:**

**Are you generally a person who is fully prepared to take risks or do you try to avoid taking risks?**

*Please tick a box on the scale, where the value 0 means: "risk averse" and the value 10 means: "fully prepared to take risks". You can use the values in between to make your estimate.*

<b>Risk averse</b>	<b>Fully prepared to take risks</b>
<input type="checkbox"/> = <input type="checkbox"/> = <input type="checkbox"/> = <input type="checkbox"/> = <input type="checkbox"/> = <input type="checkbox"/> = <input type="checkbox"/> = <input type="checkbox"/> = <input type="checkbox"/> = <input type="checkbox"/> = <input type="checkbox"/>	
0	10

**120. People can behave differently in different situations.**

**How would you rate your willingness to take risks in the following areas?**

*Please tick a box in each line of the scale!*

	<b>Risk averse</b>		<b>Fully prepared to take risks</b>
<b>How is it ...</b>	0	1 2 3 4 5 6 7 8	9 10
- while driving? .....	<input type="checkbox"/>	= <input type="checkbox"/> = <input type="checkbox"/> = <input type="checkbox"/> = <input type="checkbox"/> = <input type="checkbox"/> = <input type="checkbox"/> = <input type="checkbox"/> = <input type="checkbox"/> = <input type="checkbox"/>	<input type="checkbox"/>
- in financial matters?.....	<input type="checkbox"/>	= <input type="checkbox"/> = <input type="checkbox"/> = <input type="checkbox"/> = <input type="checkbox"/> = <input type="checkbox"/> = <input type="checkbox"/> = <input type="checkbox"/> = <input type="checkbox"/> = <input type="checkbox"/>	<input type="checkbox"/>
- during leisure and sport? .....	<input type="checkbox"/>	= <input type="checkbox"/> = <input type="checkbox"/> = <input type="checkbox"/> = <input type="checkbox"/> = <input type="checkbox"/> = <input type="checkbox"/> = <input type="checkbox"/> = <input type="checkbox"/> = <input type="checkbox"/>	<input type="checkbox"/>
- in your occupation? .....	<input type="checkbox"/>	= <input type="checkbox"/> = <input type="checkbox"/> = <input type="checkbox"/> = <input type="checkbox"/> = <input type="checkbox"/> = <input type="checkbox"/> = <input type="checkbox"/> = <input type="checkbox"/> = <input type="checkbox"/>	<input type="checkbox"/>
- with your health? .....	<input type="checkbox"/>	= <input type="checkbox"/> = <input type="checkbox"/> = <input type="checkbox"/> = <input type="checkbox"/> = <input type="checkbox"/> = <input type="checkbox"/> = <input type="checkbox"/> = <input type="checkbox"/> = <input type="checkbox"/>	<input type="checkbox"/>
- your faith in other people?.....	<input type="checkbox"/>	= <input type="checkbox"/> = <input type="checkbox"/> = <input type="checkbox"/> = <input type="checkbox"/> = <input type="checkbox"/> = <input type="checkbox"/> = <input type="checkbox"/> = <input type="checkbox"/> = <input type="checkbox"/>	<input type="checkbox"/>

*Figure 6: Question complex, willingness to take risk (excerpt from the SOEP questionnaire 2004)*