

Review of Minimal Flavor Constraints for Technicolor

S. Fukano, Hidenori; Sannino, Francesco

Publication date:
2010

Document version:
Submitted manuscript

Citation for published version (APA):
S. Fukano, H., & Sannino, F. (2010). *Review of Minimal Flavor Constraints for Technicolor*.
http://inspirehep.net/search?ln=en&cc=Conferences&ln=en&cc=Conferences&p=111__g%3AC09-12-08&of=hd

Go to publication entry in University of Southern Denmark's Research Portal

Terms of use

This work is brought to you by the University of Southern Denmark.
Unless otherwise specified it has been shared according to the terms for self-archiving.
If no other license is stated, these terms apply:

- You may download this work for personal use only.
- You may not further distribute the material or use it for any profit-making activity or commercial gain
- You may freely distribute the URL identifying this open access version

If you believe that this document breaches copyright please contact us providing details and we will investigate your claim.
Please direct all enquiries to puresupport@bib.sdu.dk

Review of Minimal Flavor Constraints for Technicolor

S. Fukano, Hidenori; Sannino, Francesco

Publication date:
2010

Document version:
Submitted manuscript

Citation for published version (APA):
S. Fukano, H., & Sannino, F. (2010). *Review of Minimal Flavor Constraints for Technicolor*.
http://inspirehep.net/search?ln=en&cc=Conferences&ln=en&cc=Conferences&p=111__g%3AC09-12-08&of=hd

Go to publication entry in University of Southern Denmark's Research Portal

Terms of use

This work is brought to you by the University of Southern Denmark.
Unless otherwise specified it has been shared according to the terms for self-archiving.
If no other license is stated, these terms apply:

- You may download this work for personal use only.
- You may not further distribute the material or use it for any profit-making activity or commercial gain
- You may freely distribute the URL identifying this open access version

If you believe that this document breaches copyright please contact us providing details and we will investigate your claim.
Please direct all enquiries to puresupport@bib.sdu.dk

Review of Minimal Flavor Constraints for Technicolor*

Hidenori S. Fukano[†] and Francesco Sannino

CP³-Origins, Campusvej 55, DK-5230 Odense M, Denmark.

We analyze the constraints on the the vacuum polarization of the standard model gauge bosons from a minimal set of flavor observables valid for a general class of models of dynamical electroweak symmetry breaking. We will show that the constraints have a strong impact on the self-coupling and masses of the lightest spin-one resonances.

Preprint number : CP3-Origins-2010-6

1. Introduction

Dynamical electroweak symmetry breaking constitutes one of the best motivated extensions of the standard model (SM) of particle interactions. Walking dynamics for breaking the electroweak symmetry was introduced in [2]. Studies of the dynamics of gauge theories featuring fermions transforming according to higher dimensional representations of the new gauge group has led to several phenomenological possibilities [3, 4] such as (Next) Minimal Walking Technicolor (MWT) [5]. The reader can find in [6] a comprehensive review of the current status of the phase diagram for chiral and nonchiral gauge theories needed to construct sensible extensions of the SM featuring a new strong dynamics. In [7] it was launched a coherent program to investigate different signals of minimal models of technicolor at the Large Hadron Collider experiment at CERN.

Whatever is the dynamical extension of the SM it will, in general, modify the vacuum polarizations of the SM gauge bosons. LEP I and II data provided direct constraints on these vacuum polarizations [8, 9]. In this talk, to be specific, we will assume that the vacuum polarizations are saturated by new spin-one states (techni-vector meson and techni-axial vector meson) and show that it is possible to provide strong constraints on their self-couplings and masses for a general class of models of dynamical electroweak symmetry breaking. Our results can be readily applied to any extension of the SM featuring new heavy spin-one states. In particular it will severely limit the possibility to have very light spin-one resonances to occur at the LHC even if the underlying gauge theory has vanishing S -parameter.

*This talk is based on [1] and given at 2009 Nagoya Global COE workshop "Strong Coupling Gauge Theories in LHC Era" (SCGT 09), December 8-11, 2009

[†]speaker, E-mail: hidenori@cp3.sdu.dk

2. Minimal $\Delta F = 2$ Flavor Corrections from Technicolor

Our goal is to compute the minimal contributions, i.e. coming just from the technicolor sector, for processes in which the flavor number F changes by two units, i.e. $\Delta F = 2$. Here we consider F to be either the strange or the bottom number.

Besides the intrinsic technicolor corrections to flavor processes one has also the corrections stemming out from extended technicolor models [10] which are directly responsible for providing mass to the SM fermions. In this talk, we are not attempting to provide a full theory of flavor but merely estimate the impact of a new dynamical sector, per se, on well known flavor observables. We will, however, assume that whatever is the correct mechanism behind the generation of the mass of the SM fermions it will lead to SM type Yukawa interactions [11]. This means that we will constrain models of technicolor with extended technicolor interactions entering in the general scheme of minimal flavor violation (MFV) theories [12].

We use the effective Lagrangian framework presented in [5] according to which the relevant interactions of the composite Higgs sector to the SM quarks up and down reads:

$$\mathcal{L}_{\text{yukawa}}^{\text{quark}} = \frac{\sqrt{2}}{v} m_{u_i} V_{ij} \cdot \bar{u}_{Ri} \pi^+ d_{Lj} - \frac{\sqrt{2}}{v} m_{d_i} V_{ji}^* \cdot \bar{d}_{Ri} \pi^- u_{Lj} + h.c., \quad (1)$$

where m_{u_i} , ($u_i = u, c, t$) and m_{d_i} , ($d_i = d, s, b$) are respectively the up and down quark masses of the i^{th} generation. V_{ij} is the i, j element of the Cabibbo-Kobayashi-Maskawa (CKM) matrix. This is our starting point which will allow us to compute the $\Delta F = 2$ processes in Fig. 1 [‡]. After the computation of all amplitudes in Fig. 1,

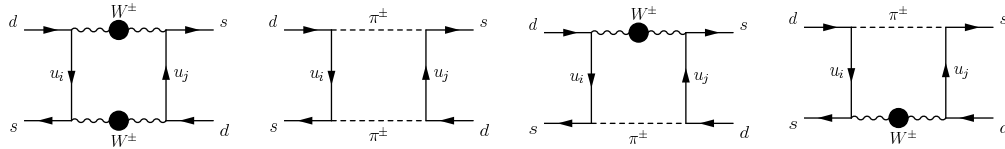


Fig. 1. Box diagrams for $\Delta S = 2$ annihilation processes. To obtain the $\Delta B = 2$ process, we should simply rename s with b and d with q ($q = d, s$) in the various diagrams.

we obtain the effective Lagrangian describing these processes as

$$\mathcal{L}_{\text{eff}}^{\Delta F=2} = -\frac{G_F^2 M_W^2}{4\pi^2} \cdot A(a_V, a_A) \cdot Q_{\Delta F=2}, \quad A(a_V, a_A) \equiv \sum_{i,j=u,c,t} [\lambda_i \lambda_j \cdot E(a_i, a_j, a_V, a_A)]. \quad (2)$$

Here, we have expressed all the quantities by means of the following ratios $a_\alpha \equiv m_\alpha^2/M_W^2$, ($\alpha = i, j$) and $a_v \equiv M_v^2/M_W^2$, ($v = V, A$) and m_i , ($i = u, c, t$) indicates the u_i mass while M_V, M_A are respectively the mass of the lightest techni-vector meson and techni-axial vector one. $Q_{\Delta F=2}$ and λ_i represent

[‡] Note that the contribution of the scattering process to the invariant amplitude is equal to that of the annihilation one.

$\{Q_{\Delta F=2}, \lambda_i\} = \{(\bar{s}_L \gamma^\mu d_L)(\bar{s}_L \gamma_\mu d_L), V_{id} V_{is}^*\}$ for $K^0 - \bar{K}^0$ system and $\{Q_{\Delta F=2}, \lambda_i\} = \{(\bar{b}_L \gamma^\mu q_L)(\bar{b}_L \gamma_\mu q_L), V_{iq} V_{ib}^*\}$ for $B_q^0 - \bar{B}_q^0$ system. Moreover, $E(a_i, a_j, a_V, a_A)$ keeps track of the technicolor-modified gauge bosons propagators.

Indicating with g_{EW} the weak-coupling constant and \tilde{g} the coupling constant governing the massive spin-one self interactions and by expanding up to the order in $\mathcal{O}(g_{EW}^4/\tilde{g}^4)$ one can rewrite $E(a_i, a_j, a_V, a_A)$ as:

$$E(a_i, a_j, a_V, a_A) = E_0(a_i, a_j) + \frac{g_{EW}^2}{\tilde{g}^2} \Delta E(a_i, a_j, a_V, a_A). \quad (3)$$

The SM contribution is fully contained in E_0 which are consistent with the results in [13] and the technicolor one appear first in ΔE . The latter can be divided into a vector and an axial-vector contribution as follows: $\Delta E(a_i, a_j, a_V, a_A) = h(a_i, a_j, a_V) + (1 - \chi)^2 \cdot h(a_i, a_j, a_A)$ where the quantity χ was introduced first in [14] and the axial-vector decay constant is directly proportional to the quantity $(1 - \chi)^2$. The vector and axial decay constant are: $f_V^2 = M_V^2/\tilde{g}^2$, $f_A^2 = (1 - \chi)^2 M_A^2/\tilde{g}^2$.

We also write:

$$A(a_V, a_A) = A_0 + \frac{g_{EW}^2}{\tilde{g}^2} \cdot \Delta A(a_V, a_A). \quad (4)$$

Upon taking into account the unitarity of the CKM matrix and setting $a_u \rightarrow 0$ one has $A_0 = \eta_1 \cdot \lambda_c^2 \cdot \bar{E}_0(a_c) + \eta_2 \cdot \lambda_t^2 \cdot \bar{E}_0(a_t) + \eta_3 \cdot 2\lambda_c \lambda_t \cdot \bar{E}_0(a_c, a_t)$ and $\Delta A(a_V, a_A) = \eta_1 \cdot \lambda_c^2 \cdot \Delta \bar{E}(a_c, a_V, a_A) + \eta_2 \cdot \lambda_t^2 \cdot \Delta \bar{E}(a_t, a_V, a_A) + \eta_3 \cdot 2\lambda_c \lambda_t \cdot \Delta \bar{E}(a_c, a_t, a_V, a_A)$ where $\eta_{1,2,3}$ are the QCD corrections to \bar{E}_0 and $\Delta \bar{E}$. The explicit expressions for the functions E_0 , ΔE , h , \bar{E} and $\Delta \bar{E}$ various expressions can be found in [1].

We recall that the absolute value of the CP-violation parameter in the $K^0 - \bar{K}^0$ system is given by [15]:

$$(|\epsilon_K|)_{\text{full}} = \frac{G_F^2 M_W^2}{12 \sqrt{2} \pi^2} \times \left[\frac{M_K}{\Delta M_K} \right]_{\text{exp}} \times B_K f_K^2 \times [-\text{Im} A(a_V, a_A)], \quad (5)$$

and the meson mass difference in the $Q^0 - \bar{Q}^0$, $Q = (K, B_d, B_s)$ system is given by

$$(\Delta M_Q)_{\text{full}} \equiv 2 \cdot |\langle \bar{Q}^0 | -\mathcal{L}_{\text{eff}}^{\Delta F=2} | Q^0 \rangle| = \frac{G_F^2 M_W^2}{6 \pi^2} \cdot f_Q^2 \cdot M_Q \times B_Q \times |A(a_V, a_A)|, \quad (6)$$

where f_Q is the decay constant of the Q -meson and M_Q is its mass. B_Q is identified with the QCD bag parameter. This bag parameter is an intrinsic QCD contribution and we assume that the technicolor sector does not contribute to the bag parameter [§]. The experimental values of $G_F, M_W, f_Q, M_Q, \Delta M_Q$ and the bag parameter B_Q are [16] $G_F = 1.1664 \times 10^{-5} \text{ GeV}^{-2}$, $M_W = 80.398 \text{ GeV}$, $f_K = 155.5 \text{ MeV}$, $B_K = 0.72 \pm 0.040$, $f_{B_d} \sqrt{B_{B_d}} = 225 \pm 35 \text{ MeV}$, $f_{B_s} \sqrt{B_{B_s}} = 270 \pm 45 \text{ MeV}$, $M_K = 497.61 \pm 0.02 \text{ MeV}$, $M_{B_d} = 5279.5 \pm 0.3 \text{ MeV}$, $M_{B_s} = 5366.3 \pm 0.6 \text{ MeV}$.

[§]This is a particularly good approximation when the technicolor sector does not have techiquarks charged under ordinary color. The best examples are Minimal Walking Technicolor models.

It is convenient to define the following quantities:

$$\delta_\epsilon \equiv \frac{g_{EW}^2}{\tilde{g}^2} \cdot \frac{\text{Im}\Delta A(a_V, a_A)}{\text{Im}A_0} \quad , \quad \delta_{M_Q} \equiv \frac{g_{EW}^2}{\tilde{g}^2} \cdot \frac{\Delta A(a_V, a_A)}{A_0} . \quad (7)$$

Using these expressions we write $(|\epsilon_K|)_{\text{full}}$ and $(\Delta M_Q)_{\text{full}}$ as $(|\epsilon_K|)_{\text{full}} = (|\epsilon_K|)_{\text{SM}} \times (1 + \delta_\epsilon)$, $(\Delta M_Q)_{\text{full}} = (\Delta M_Q)_{\text{SM}} \times |1 + \delta_{M_Q}|$ where $(|\epsilon_K|)_{\text{SM}}$ and $(\Delta M_Q)_{\text{SM}}$ are the SM expressions corresponding to the representations in Eqs.(5,6) with $A = A_0$ and their values are $(|\epsilon_K|)_{\text{SM}} = (2.08^{+0.14}_{-0.13}) \times 10^{-3}$, $(\Delta M_K)_{\text{SM}} = (3.55^{+1.09}_{-1.00}) \text{ ns}^{-1}$, $(\Delta M_{B_d})_{\text{SM}} = (0.56^{+0.19}_{-0.16}) \text{ ps}^{-1}$, $(\Delta M_{B_s})_{\text{SM}} = (17.67^{+6.38}_{-5.40}) \text{ ps}^{-1}$. The experimental values are [16] $|\epsilon_K| = (2.229 \pm 0.012) \times 10^{-3}$, $\Delta M_K = 5.292 \pm 0.0009 \text{ ns}^{-1}$, $\Delta M_{B_d} = 0.507 \pm 0.005 \text{ ps}^{-1}$, $\Delta M_{B_s} = 17.77 \pm 0.10 \text{ ps}^{-1}$.

We are now ready to compare the SM values with the experimental one. We can read off the constrain on δ_ϵ which is:

$$\delta_\epsilon = (7.05^{+7.93}_{-7.07}) \times 10^{-2} \quad (68\% \text{ C.L.}) . \quad (8)$$

In order to compare the corrections associate to the kaon mass ΔM_K we formally separate the short distance contribution from the long distance one and write $\Delta M_K = (\Delta M_K)_{\text{SD}} + (\Delta M_K)_{\text{LD}}$. Here $(\Delta M_K)_{\text{SD}}$ encodes the short distance contribution which must be confronted with the technicolor one Eq.(7) and the long distance contribution, $(\Delta M_K)_{\text{LD}}$, corresponds to the exchange of the light pseudoscalar mesons. It is difficult to pin-point the $(\Delta M_K)_{\text{LD}}$ contribution [15, 17] and hence we can only derive very weak constraints from δ_{M_K} . In fact we simply require that $(\Delta M_K)_{\text{SD}} = (\Delta M_K)_{\text{SM}} |1 + \delta_{M_K}| \leq (\Delta M_K)_{\text{exp}}$. This means that:

$$|1 + \delta_{M_K}| \leq 2.08 \quad (68\% \text{ C.L.}) . \quad (9)$$

On the other hand the short distance contribution dominates the $B_q^0 - \bar{B}_q^0$ mass difference [17] yielding the following constraints:

$$|1 + \delta_{M_{B_d}}| = 0.91^{+0.38}_{-0.24} \quad , \quad |1 + \delta_{M_{B_s}}| = 1.01^{+0.44}_{-0.27} \quad (68\% \text{ C.L.}) . \quad (10)$$

3. Constraining Models of Dynamical Electroweak Symmetry Breaking

We will now use the minimal flavor experimental information to reduce the parameter space of a general class of models of dynamical electroweak symmetry breaking.

If the underlying technicolor theory is QCD like we can impose the standard 1st Weinberg sum rule (WSR): $f_V^2 - f_A^2 = f_\pi^2 = (v_{EW}/\sqrt{2})^2$ and 2nd WSR: $f_V^2 M_V^2 - f_A^2 M_A^2 = 0$ with f_V and f_A the vector and axial decay constants as shown in [5, 14, 18]. Using the explicit expressions of the decay constants in terms of the coupling \tilde{g} and vector masses provided in [5, 14, 18] and imposing the above sum rules we derive: $1/a_V = (g_{EW}^2 S)/(16\pi) - 1/a_A (\geq 0)$, with the S -parameter [8] reading [5, 14, 18]: $S \equiv 8\pi \left[f_V^2/M_V^2 - f_A^2/M_A^2 \right] = (8\pi/\tilde{g}^2) \left[1 - (1 - \chi)^2 \right]$. The condition above yields the following additional constraint for \tilde{g} by simply noting that the quantity $(1 - \chi)^2$ is positive: $\tilde{g} < \sqrt{8\pi/S}$. The constraints on (M_A, \tilde{g}) induced by WSRs and

theoretical constraints are stronger, for a given S , than the ones deriving from flavor experiments and expressed in (8)-(10). This is not surprising given that in an ordinary technicolor theory the spin-one states are very heavy.

The situation changes when allowing for a walking behavior. Besides the flavor constraints one has also the ones due to the electroweak precision measurements [19] as well as the unitarity constraint of $W_L - W_L$ scattering [20]. We will consider all of them. As for the walking technicolor case we reduce the number of independent parameters at the effective Lagrangian level via the 1st WSR : $f_V^2 - f_A^2 = f_\pi^2 = (v_{EW}/\sqrt{2})^2$ and the 2nd modified [14] WSR : $f_V^2 M_V^2 - f_A^2 M_A^2 = a \cdot (16\pi^2 f_\pi^4)/d(R)$ where a is a number expected to be positive and $\mathcal{O}(1)$ [14] and $d(R)$ is the dimension of the representation of the underlying technifermions as shown in [5]. We have now $M_A^2 < 8\pi f_\pi^2/S \cdot (2 - \chi)/(1 - \chi) = 8\pi f_\pi^2/S \cdot [1 + (1 - \tilde{g}^2 S/(8\pi))^{-1/2}]$.

In Fig. 2, we show the allowed region in the (M_A, \tilde{g}) -plane after having imposed the minimal flavor constraints due to the experimental values of $|\epsilon_K|$ and ΔM_Q obtained using Eqs. (8)-(10) together with the theoretical constraints for \tilde{g}, M_A^2 . To obtain Fig. 2, we used the expressions for A_0 and $\Delta A(a_V, a_A)$ in which $a_V = [1 - \tilde{g}^2 S/(8\pi)] \cdot a_A + 2\tilde{g}^2/g_{EW}^2$. Given that the upper bound for δ_{M_K} is always larger than the theoretical estimate in the region $M_A > 200$ GeV we conclude that the ΔM_K constraint is not yet very severe and hence it is not displayed in Fig. 2. To make the plots we need also the value of the S parameters and hence we analyzed as explicit example minimal walking technicolor models. In the case of MWT, we use for S the naive MWT estimate, i.e. $S = 1/(2\pi)$ [3] while \tilde{g} is constrained to be $\tilde{g} < 12.5$. In the case of Next to Minimal Walking Technicolor (NMWT), we use the the naive S is approximately $1/\pi$ [3] and the constraint on \tilde{g} yields $\tilde{g} < 8.89$.

We have plotted the various constraints on the (M_A, \tilde{g}) -plane for MWT(NMWT) in the upper and lower left (right) panel of Fig. 2. In the upper (lower) left figure we compare the 68% C.L. (95% C.L.) allowed regions coming from the minimal flavor constraints (the darker region above the dotted line) with the ones from LEP II data (region above the dashed line). It is clear that the flavor constraints are stronger for the 68% C.L. case but are weaker for the 95% C.L. one with respect to the constraints from LEP II data.

In the limit $M_A = M_V = M$ and $\chi = 0$ the effective theory acquires a new symmetry [21]. This new symmetry relates a vector and an axial field and can be shown to work as a custodial symmetry for the S parameter [21]. The only non-zero electroweak parameters are W, Y parameters. It was already noted in [19] that a custodial technicolor model cannot be easily achieved via an underlying walking dynamics and should be interpreted as an independent framework. This is so since custodial technicolor models do not respect the WSRs \mathbb{I} . We directly compare in the Fig. 3 the constraints on the custodial technicolor parameter region (M, \tilde{g}) coming from LEP II and flavor constraints and find a similar trend as for the other cases.

\mathbb{I} One can, of course, imagine more complicated vector spectrum leading to such a symmetry.

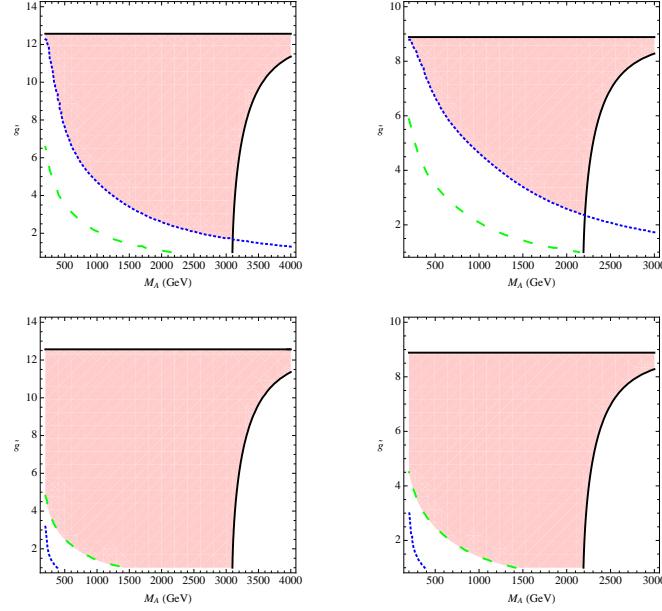


Fig. 2. The upper and lower left panels represents the allowed region in the (M_A, \tilde{g}) -plane for MWT respectively for the 68% C.L. and 95% C.L.. A similar analysis is shown for NMWT in the right hand upper and lower panels. The region above the straight solid line is forbidden by the condition $\tilde{g} < 12.5$ for MWT and $\tilde{g} < 8.89$ for NMWT while the region below the solid curve (on the right corner) is forbidden by theoretical upper bound for M_A . In the two upper (lower) plots the dotted lines correspond to the 68% C.L. (95% C.L.) flavor constraints while the dashed lines are the 68% C.L. (95% C.L.) from LEP II data. The flavor constraints come only from ϵ_K since the ones from ΔM_{B_q} are not as strong.

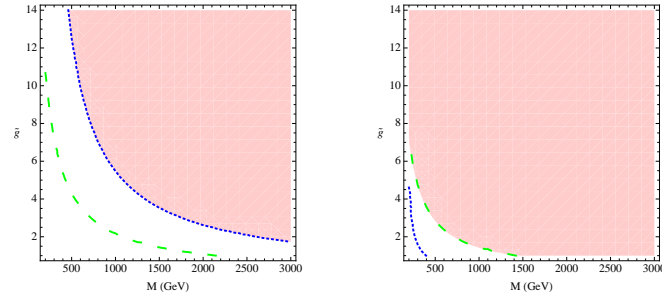


Fig. 3. The left (right) panel represents the allowed region in the (M_A, \tilde{g}) -plane for CT respectively for the 68% C.L. (95% C.L.). In the two upper (lower) plots the dotted lines correspond to the 68% C.L. (95% C.L.) flavor constraints while the dashed lines are the 68% C.L. (95% C.L.) from LEP II data. The flavor constraints come only from ϵ_K since the ones from ΔM_{B_q} are not as strong.

4. Summary

Flavor constraints are relevant for models of dynamical electroweak symmetry breaking with light spin-one resonances, in fact, any model featuring spin-one

resonances with the same quantum numbers of the SM gauge bosons will have to be confronted with these flavor constraints. It would be interesting to combine the present analysis with the one presented in [22] in which a low energy effective theory for the ETC sector was introduced.

References

- [1] H. S. Fukano and F. Sannino, arXiv:0908.2424 [hep-ph].
- [2] B. Holdom, Phys. Rev. D **24**, 1441 (1981). ; K. Yamawaki, M. Bando and K. i. Matumoto, Phys. Rev. Lett. **56**, 1335 (1986). ; T. W. Appelquist, D. Karabali and L. C. R. Wijewardhana, Phys. Rev. Lett. **57**, 957 (1986).
- [3] F. Sannino and K. Tuominen, Phys. Rev. D **71**, 051901 (2005).
- [4] D. D. Dietrich, F. Sannino and K. Tuominen, Phys. Rev. D **72**, 055001 (2005); *ibid* ; D. D. Dietrich, F. Sannino and K. Tuominen, Phys. Rev. D **73**, 037701 (2006); D. D. Dietrich and F. Sannino, Phys. Rev. D **75**, 085018 (2007) ; T. A. Rytto and F. Sannino, Phys. Rev. D **76**, 105004 (2007) ; N. D. Christensen and R. Shrock, Phys. Lett. B **632**, 92 (2006).
- [5] R. Foadi, M. T. Frandsen, T. A. Rytto and F. Sannino, Phys. Rev. D **76**, 055005 (2007).
- [6] F. Sannino, arXiv:0911.0931 [hep-ph]; 0804.0182 [hep-ph].
- [7] A. Belyaev, R. Foadi, M. T. Frandsen, M. Jarvinen, F. Sannino and A. Pukhov, Phys. Rev. D **79**, 035006 (2009).
- [8] M. E. Peskin and T. Takeuchi, Phys. Rev. D **46**, 381 (1992); M. E. Peskin and T. Takeuchi, Phys. Rev. Lett. **65**, 964 (1990).
- [9] R. Barbieri, A. Pomarol, R. Rattazzi and A. Strumia, Nucl. Phys. B **703**, 127 (2004).
- [10] S. Dimopoulos and L. Susskind, Nucl. Phys. B **155**, 237 (1979); E. Eichten and K. D. Lane, Phys. Lett. B **90**, 125 (1980).
- [11] R. S. Chivukula and H. Georgi, Phys. Lett. B **188**, 99 (1987).
- [12] G. D'Ambrosio, G. F. Giudice, G. Isidori and A. Strumia, Nucl. Phys. B **645**, 155 (2002).
- [13] T. Inami and C. S. Lim, Prog. Theor. Phys. **65**, 297 (1981) [Erratum-*ibid.* **65**, 1772 (1981)].
- [14] T. Appelquist and F. Sannino, Phys. Rev. D **59**, 067702 (1999).
- [15] G. Buchalla, A. J. Buras and M. E. Lautenbacher, Rev. Mod. Phys. **68**, 1125 (1996).
- [16] C. Amsler *et al.* [Particle Data Group], Phys. Lett. B **667**, 1 (2008) and for definitiveness, we use the values of the bag parameters quoted in U. Nierste, arXiv:0904.1869 [hep-ph].
- [17] J. F. Donoghue, E. Golowich and B. R. Holstein, Camb. Monogr. Part. Phys. Nucl. Phys. Cosmol. **2**, 1 (1992).
- [18] Z. y. Duan, P. S. Rodrigues da Silva and F. Sannino, Nucl. Phys. B **592**, 371 (2001).
- [19] R. Foadi, M. T. Frandsen and F. Sannino, Phys. Rev. D **77**, 097702 (2008).
- [20] R. Foadi, M. Jarvinen and F. Sannino, Phys. Rev. D **79**, 035010 (2009).
- [21] T. Appelquist, P. S. Rodrigues da Silva and F. Sannino, Phys. Rev. D **60**, 116007 (1999).
- [22] M. Antola, M. Heikinheimo, F. Sannino and K. Tuominen, arXiv:0910.3681 [hep-ph].