



University of Southern Denmark

**The Clinical Effectiveness of Blended Cognitive Behavioral Therapy Compared With Face-to-Face Cognitive Behavioral Therapy for Adult Depression
Randomized Controlled Noninferiority Trial**

Mathiasen, Kim; Andersen, Tonny E.; Lichtenstein, Mia Beck; Ehlers, Lars Holger; Riper, Heleen; Kleiboer, Annet; Roessler, Kirsten K.

Published in:

Journal of Medical Internet Research

DOI:

10.2196/36577

Publication date:

2022

Document version:

Final published version

Document license:

CC BY

Citation for pulished version (APA):

Mathiasen, K., Andersen, T. E., Lichtenstein, M. B., Ehlers, L. H., Riper, H., Kleiboer, A., & Roessler, K. K. (2022). The Clinical Effectiveness of Blended Cognitive Behavioral Therapy Compared With Face-to-Face Cognitive Behavioral Therapy for Adult Depression: Randomized Controlled Noninferiority Trial. *Journal of Medical Internet Research*, 24(9), e36577. <https://doi.org/10.2196/36577>

Go to publication entry in University of Southern Denmark's Research Portal

Terms of use

This work is brought to you by the University of Southern Denmark.

Unless otherwise specified it has been shared according to the terms for self-archiving.

If no other license is stated, these terms apply:

- You may download this work for personal use only.
- You may not further distribute the material or use it for any profit-making activity or commercial gain
- You may freely distribute the URL identifying this open access version

If you believe that this document breaches copyright please contact us providing details and we will investigate your claim. Please direct all enquiries to puresupport@bib.sdu.dk

Original Paper

The Clinical Effectiveness of Blended Cognitive Behavioral Therapy Compared With Face-to-Face Cognitive Behavioral Therapy for Adult Depression: Randomized Controlled Noninferiority Trial

Kim Mathiasen¹, PhD; Tonny E Andersen², PhD; Mia Beck Lichtenstein¹, PhD; Lars Holger Ehlers^{3,4}, PhD; Heleen Riper⁵, PhD; Annet Kleiboer⁵, PhD; Kirsten K Roessler², PhD

¹Research Unit for Telepsychiatry and E-Mental Health, Department of Clinical Research, University of Southern Denmark, Odense, Denmark

²Department of Psychology, University of Southern Denmark, Odense, Denmark

³Danish Center for Healthcare Improvements, Aalborg University, Aalborg, Denmark

⁴Nordic Institute of Health Economics, Aarhus, Denmark

⁵Department of Clinical, Neuro and Developmental Psychology, Vrije Universiteit Amsterdam, Amsterdam, Netherlands

Corresponding Author:

Kim Mathiasen, PhD

Research Unit for Telepsychiatry and E-Mental Health

Department of Clinical Research

University of Southern Denmark

Heden 11

Odense, 5000

Denmark

Phone: 45 61677747

Email: kmathiasen@health.sdu.dk

Abstract

Background: Internet-based cognitive behavioral therapy (iCBT) has been demonstrated to be cost- and clinically effective. There is a need, however, for increased therapist contact for some patient groups. Combining iCBT with traditional face-to-face (FtF) consultations in a blended format may produce a new treatment format (B-CBT) with multiple benefits from both traditional CBT and iCBT, such as individual adaptation, lower costs than traditional therapy, wide geographical and temporal availability, and possibly lower threshold to implementation.

Objective: The primary aim of this study is to compare directly the clinical effectiveness of B-CBT with FtF-CBT for adult major depressive disorder.

Methods: A 2-arm randomized controlled noninferiority trial compared B-CBT for adult depression with treatment as usual (TAU). The trial was researcher blinded (unblinded for participants and clinicians). B-CBT comprised 6 sessions of FtF-CBT alternated with 6-8 web-based CBT self-help modules. TAU comprised 12 sessions of FtF-CBT. All participants were aged 18 or older and met the diagnostic criteria for major depressive disorder and were recruited via a national iCBT clinic. The primary outcome was change in depression severity on the 9-item Patient Health Questionnaire (PHQ-9). Secondary analyses included client satisfaction (8-item Client Satisfaction Questionnaire [CSQ-8]), patient expectancy (Credibility and Expectancy Questionnaire [CEQ]), and working (Working Alliance Inventory [WAI] and Technical Alliance Inventory [TAI]). The primary outcome was analyzed by a mixed effects model including all available data from baseline, weekly measures, 3-, 6, and 12-month follow-up.

Results: A total of 76 individuals were randomized, with 38 allocated to each treatment group. Age ranged from 18 to 71 years (SD 13.96) with 56 (74%) females. Attrition rate was 20% (n=15), which was less in the FtF-CBT group (n=6, 16%) than in the B-CBT group (n=9, 24%). As many as 53 (70%) completed 9 or more sessions almost equally distributed between the groups (nFtF-CBT=27, 71%; nB-CBT=26, 68%). PHQ-9 reduced 11.38 points in the FtF-CBT group and 8.10 in the B-CBT group. At 6 months, the mean difference was a mere 0.17 points. The primary analyses confirmed large and significant within-group reductions in both groups (FtF-CBT: $\beta=-.03$; standard error [SE] 0.00; $P<.001$ and B-CBT: $\beta=-.02$; SE 0.00; $P<.001$). A small but significant interaction effect was observed between groups ($\beta=.01$; SE 0.00; $P=.03$). Employment status influenced the

outcome differently between groups, where the B-CBT group was seen to profit more from not being full-time employed than the FtF group.

Conclusions: With large within-group effects in both treatment arms, the study demonstrated feasibility of B-CBT in Denmark. At 6 months' follow-up, there appeared to be no difference between the 2 treatment formats, with a small but nonsignificant difference at 12 months. The study seems to demonstrate that B-CBT is capable of producing treatment effects that are close to FtF-CBT and that completion rates and satisfaction rates were comparable between groups. However, the study was limited by small sample size and should be interpreted with caution.

Trial Registration: ClinicalTrials.gov NCT02796573; <https://clinicaltrials.gov/ct2/show/NCT02796573>

International Registered Report Identifier (IRRID): RR2-10.1186/s12888-016-1140-y

(*J Med Internet Res* 2022;24(9):e36577) doi: [10.2196/36577](https://doi.org/10.2196/36577)

KEYWORDS

depression; depressive disorder, major; cognitive therapy; CBT; treatment outcome; blended care; blended cognitive behavioral therapy; effectiveness; Denmark

Introduction

Background

Depression is a prevalent and disabling disorder with a high risk of relapse and large individual and societal costs [1-6]. Effective treatments do exist [7], although a large gap is seen between the need for and use of treatments [8]. This gap has led researchers to explore alternative modes of treatment delivery. One such novel treatment format is internet-based cognitive behavioral therapy (iCBT) [9-17], in which the patient is administered access to an online treatment program based on CBT. The highest clinical effect is seen when clinical guidance is provided during the course of treatment [18-20]. However, despite the evidence for the effect of guided iCBT, there is a need for increased therapist contact among some patient groups as well as a need to provide a treatment format, which is more compatible with, and thus easier to implement in, the existing health care services [21-24].

Combining iCBT with traditional face-to-face (FtF) consultations in a blended CBT format (B-CBT), in which both online components and FtF sessions are included in 1 coherent CBT protocol, may alleviate some of the difficulties associated with iCBT for depression, while preserving some of the advantages of both iCBT and FtF-CBT alike. First, by including FtF sessions, the therapist can individualize the therapy taking the idiosyncratic case formulation of the patient, the specific disorder, and possible comorbidity into account. Second, as B-CBT in the format tested in this study only provides half the number of sessions as traditional FtF-CBT, the capacity of the treating clinician is increased compared with traditional CBT. Third, the burden and cost of travel by the patient can be reduced compared with FtF-CBT. Fourth, the online modules are available at the time and place needed by the patients—and they can be re-viewed multiple times. Fifth, the inherently structured format of the online modules ensures high treatment fidelity, for example, by delivering the same psychoeducation and exercises to all patients. Sixth, one of the principal barriers for the uptake of iCBT seems to be skepticism concerning allotting the majority of therapy to a computer [25], a barrier possibly alleviated by the B-CBT [26]. Finally, the blended format is

more compatible with the existing health care services and as a consequence should be easier to implement than iCBT [27].

Few studies have investigated the use of blended care combining internet-based psychotherapeutic modules and FtF sessions into 1 coherent treatment manual to treat adult depression [28-31]. Generally, however, they do indicate positive outcomes. In a randomized controlled trial conducted in primary care in Tromsø, Norway, clinical psychologists delivered 30-minute sessions following each online module [29]. They were able to document a significant difference with a moderate to large effect size ($d=0.65$) on depressive symptoms (Beck Depression Inventory II [BDI-II]) favoring blended care over waiting list. The intervention predominantly received positive evaluations suggesting acceptability and satisfaction with the treatment. In addition, a qualitative study found that the FtF consultations increased motivation to persist with the iCBT program [32]. Another recent example is the development and initial evaluation of a program for B-CBT in The Netherlands. This was tested at an outpatient clinic of a specialized mental health care center in Amsterdam. The study was designed as a feasibility study and included only 9 patients. However, the patients perceived the intervention as positive, although the authors rightly noted that no conclusion can be derived from such a small sample [31]. A cohort study from the United States found a significant and large reduction in symptoms of depression but had no comparison group [33].

In this study we compared directly the clinical effect on adult depression of B-CBT and FtF-CBT in a randomized, controlled, noninferiority study in parallel groups, recruiting from a routine care iCBT clinic in the Region of Southern Denmark.

Aims and Hypotheses

The primary aim of this study was to compare the clinical effectiveness of B-CBT for major depressive disorder in adults with treatment as usual (TAU) defined as 12 sessions of FtF-CBT. It is hypothesized that B-CBT will be no less clinically effective than FtF-CBT, and that it will be acceptable and satisfactory to patients and clinicians.

Methods

Design

The study was a randomized, controlled, noninferiority trial comparing B-CBT with FtF-CBT. It was part of the research program e-Mental Health Research (ENTER) located in and coordinated from the Centre for Telepsychiatry in the Mental Health Services of Southern Denmark, Odense. Additionally, this study was affiliated with the European Union (EU) study E-COMPARED [34]. However, the E-COMPARED study ended prior to this, and thus does not include the total sample. In this article we explore the full data set of the trial.

Ethics Approval

The trial was approved by the Ethics Committee of the Region of Southern Denmark (registration number S-20150150) prior to instigation. The trial followed the Declaration of Helsinki on Ethical Principles for Medical Research Involving Human Subjects [35]. All participants received both written and oral information about the trial and signed written informed consent before entering the study.

Trial Registration

The trial was registered with ClinicalTrials.gov NCT02796573. The trial protocol was published previously [36].

Study Funding

Funding was granted from the Research Fund of the Mental Health Services of Southern Denmark, and from the Innovation Fund Denmark, as part of the project ENTER (ID: 5159-00002B). Both are public funds. None of the funds have had any role in the design of the study nor in the collection, analysis or interpretation of the data, or writing of the manuscript.

Participants

Eligibility Criteria

All participants were 18 years of age or older and met the diagnostic criteria for major depressive disorder according to the Diagnostic and Statistical Manual of Mental Disorders 4th edition text revision (DSM-IV-TR) [37] as assessed by clinical psychologists. The diagnosis was confirmed by the research team using the semistructured interview Mini-International Neuropsychiatric Interview version 5.0 (M.I.N.I.) [38]. Furthermore, a score of at least five on the 9-item Patient Health Questionnaire-9 (PHQ-9) [39,40] was required. Patients were excluded in case of current high risk of suicide or if they had a comorbid substance dependence, bipolar disorder, psychotic illness, or obsessive-compulsive disorder. Additionally, participants were excluded if they concurrently received psychological treatment for depression. They were also required to comprehend the Danish language and have access to a personal computer and internet connection. Finally, they needed to be able and willing to travel to the physical location of the trial even if they were randomized to the FtF condition.

Recruitment

Participants were recruited from March 1, 2016, to April 1, 2018, from the iCBT clinic "Internetpsykiatrien," which is

situated within secondary mental health care (Centre for Telepsychiatry) at the Mental Health Services of the Region of Southern Denmark [41,42]. Internetpsykiatrien offers guided iCBT treatment for anxiety and depression with self-referral. Psychologists or master students in psychology interviewed all participants using M.I.N.I. [38] to confirm diagnosis. The interviews were administered either FtF or by telephone. In case the participants were on antidepressant medication, they were asked to keep it stable during treatment if possible. They were asked to report any changes in medication to the research team. Access to the program was provided by the research team.

Randomization and Blinding

An independent researcher from the EU study E-COMPARED [34], who was not involved in the trial, performed the randomization at an individual level, stratified by country after eligibility and baseline measurement. A random number generator (Random Allocation Software) was applied with an allocation ratio of 1:1. Block randomization was used with block sizes varying from 8 to 14 allocations per block.

It was not possible to blind the patients nor the treating clinicians to the allocated treatment. However, those assessing the participants were blinded to allocation as were the researchers and statisticians involved up until the point of interpretation of the results. Some questionnaires were only administered to the B-CBT group and were kept in a separate data set.

Interventions

Blended Treatment (B-CBT)

In the blended condition, 6 individual FtF-CBT sessions were alternated with 6-8 online CBT modules delivered through an internet-based treatment program. The FtF consultations were provided by a psychologist at the Centre for Telepsychiatry with physical presence by the participants and the therapists.

The program (NoDep) was previously developed (2015) as part of a public private innovation project between The Region of Southern Denmark and Context Consulting. It was based on CBT for depression and included 6 mandatory modules and 2 optional ones. The core components of the mandatory modules were psychoeducation, cognitive restructuring, behavioral activation, behavior experiments, and relapse prevention. The optional modules comprised coping with rumination and restructuring of core beliefs. All online modules were introduced in the FtF sessions. Modules the participants had previously worked with could be addressed in the FtF sessions if needed. The decision as to whether any optional modules need to be added was taken jointly by the patient and the psychologist based on patient needs, motivation, and possible time constraints. See Table 1 for an overview of the intervention. All modules were delivered via multimedia elements including video, audio, interactive exercises, calendar, and PDF summaries. The program had a build-in workflow predetermining the order in which the modules were presented. All data were stored in Europe and encrypted during storage and transmission.

Table 1. Overview of interventions.

Intervention and session number	Format of delivery	Content	Example of exercise
B-CBT^a			
1	FtF ^b	Introduction and psychoeducation about depression and the treatment	Find a helper
2	Online module	Introduction to the program, psychoeducation about depression, and goals for the treatment	Problem/goal list
3	FtF	Idiosyncratic model of the disorder	Cognitive case formulation
4	Online module	Psychoeducation about behavior in depression	Activity registration
5	FtF	Accordance between personal values and behavior. Introduction to cognitive restructuring	Simple exercise for cognitive restructuring
6	Online module	Changing behavior based on activity registration and personal values	Activity planning
7	FtF	Psychoeducation about negative automatic thoughts and cognitive restructuring	Cognitive restructuring exercise
8	Online module	Psychoeducation about negative automatic thoughts and cognitive restructuring	Cognitive restructuring exercise
9	FtF	Psychoeducation about behavioral experiments. Decision is made as to whether to include either or both of the extra modules	Behavioral experiment
10	Online module (A, B)	Behavioral experiments (A: psychoeducation about core beliefs, B: coping with rumination)	Behavioral experiment (A: challenge core beliefs; B: test 3 techniques for coping with rumination)
11	FtF	Summing up, relapse prevention	Continuation of preferred exercises
12	Online module	Summing up, relapse prevention	Personal relapse prevention plan
TAU^c			
1	FtF	Introduction and psychoeducation about depression and the treatment	Find a helper
2	FtF	Psychoeducation and goals for the treatment	Problem/goal list
3	FtF	Idiosyncratic model of the disorder	Cognitive case formulation
4	FtF	Psychoeducation about behavior in depression	Activity registration
5	FtF	Accordance between personal values and behavior. Introduction to cognitive restructuring	Simple exercise for cognitive restructuring
6	FtF	Changing behavior based on activity registration and personal values	Activity planning
7	FtF	Psychoeducation about negative automatic thoughts and cognitive restructuring	Cognitive restructuring exercise
8	FtF	Psychoeducation about negative automatic thoughts and cognitive restructuring	Cognitive restructuring exercise
9	FtF	Psychoeducation about behavioral experiments	Behavioral experiment
10	FtF	Psychoeducation about core beliefs or continue working on behavioral experiments	Challenge core beliefs or behavioral experiment
11	FtF	Psychoeducation about rumination or beginning of relapse prevention	Test 3 techniques to cope with rumination or start personal relapse prevention plan and continuation of preferred exercise
12	FtF	Summing up, relapse prevention	Personal relapse prevention plan

^aB-CBT: blended cognitive behavioral therapy.

^bFtF: face-to-face.

^cTAU: treatment as usual.

To provide technical support to the participants, the existing procedures at the Centre for Telepsychiatry were used, which consisted of 2 levels: the first was handled by the clinicians, the second went through an error report system to the company that provided the software (Context Consulting).

No important changes were made to the program or the protocol during the trial.

Treatment as Usual

TAU defined as 12 sessions of FtF-CBT was also provided by a psychologist at the Centre for Telepsychiatry with physical presence and comprised the same core components as the B-CBT condition. Additionally, interventions on core beliefs and rumination could be included according to the same criteria as in the B-CBT condition. See [Table 1](#) for an overview of the intervention.

Both treatment conditions were described in a single common treatment protocol, thus ensuring similar treatment content and order of interventions across the 2 groups. They were both intended to last approximately 12 weeks.

Safety Procedures

Patients in either condition were monitored weekly for symptoms of depression including suicidal ideation and intent. In case a participant's condition deteriorated or showed signs of suicidal intent, a standard assessment procedure used in all of the secondary mental health care services in the Region of Southern Denmark was conducted. The patient was discontinued if necessary and referred to other relevant treatment.

Adherence and Fidelity

Licensed clinical psychologists or psychologists under supervision of the primary researcher (KM), who is also a licensed clinical psychologist, delivered all FtF consultations. To assess clinician fidelity [43], all FtF sessions were audio recorded and 20 sessions were randomly selected and evaluated by an external clinical expert (clinical psychologist and PhD with many years' experience). Clinician adherence was defined as the number of *prescribed* interventions that were *proscribed* in the session. The level of agreement between the 2 were rated on a 5-point scale ranging from none (1) to all (5) [44].

To increase adherence, participants received automated reminders of homework assignments and questionnaires. Furthermore, in case a participant was inactive, he or she would be contacted by telephone or email. Additionally, in case a participant was unwilling or unable to engage with the program at home, a computer was set up at the clinic, for participants to engage with the online program on-site. This was never used, however.

Outcome Measurements

After consent was granted, baseline measures were administered prior to randomization. Follow-up measurements were conducted 3, 6, and 12 months after baseline. Additionally, weekly measures were provided during treatment. The questionnaire packages were administered online using a secure web application for building and managing online surveys (REDCap), except for the weekly monitoring of the B-CBT

group, for which the packages were administered automatically by the treatment program.

Data were stored by the Odense Patient data Exploratory Network (OPEN) [45]. Data were collected, transferred, and stored securely electronically as approved by the Danish Data Protection Agency (journal number: 14/26634, registration number: 2008-58-0035).

The PHQ-9 [39] was used as the primary outcome measure. The PHQ-9 is a 9-item questionnaire developed to measure depressive symptomatology in the primary health care sector. The 9 items are each scored on a 0-3-point scale with the total score ranging from 0 to 27, with higher scores indicating more severe depression. The authors suggest using cut-off points of 5, 10, and 15 for mild, moderate, and severe levels of depression, respectively, in the guide to the instrument substantiated by a review [40]. The PHQ-9 has been shown to have good psychometric properties [46].

A number of additional measures were administered to assess different aspects of the participants' symptomatology and experience during the treatments. The 16-item Quick Inventory of Depressive Symptomatology Self-Report (QIDS-16-SR) [47,48] was used in addition to the PHQ-9 because it is a promising questionnaire for assessing depressive symptoms, especially in specialized mental health care and to conduct secondary analyses of primary latent construct of interest: depression. To measure the participants' satisfaction with the treatments, the 8-item Client Satisfaction Questionnaire (CSQ-8) [49,50] was used. The Credibility and Expectancy Questionnaire (CEQ) [51] was used to measure the participants' expectancy and judgment of credibility of the treatments. Finally, the level of therapeutic alliance was measured using the Working Alliance Inventory-Short Revised (WAI-SR) [52-54] and was rated by both the participants and the clinicians. For further description of the measures used, we refer to Mathiasen et al [36].

Statistical Analyses

Baseline Characteristics

Characteristics of the sample at baseline was described using descriptive statistics and compared across groups using unpaired *t* tests for continuous variables and chi-square tests for categorical variables. If continuous variables violated the assumption of normality, nonparametric tests were used (Kruskal-Wallis/Wilcoxon signed-rank test). In cases of small cell sizes, exact tests were used (Fisher exact test).

Primary Analysis

For the primary analyses a linear multilevel mixed effects model with restricted maximum likelihood estimator was used as intention-to-treat analyses. PHQ-9 scores were used as response variable. Time was included as a fixed effect and as a random effect nested within participant (random slope and intercept) [55]. Correlation between slope and intercept was assumed. All available data were included. Missing values were handled by use of mixed effects models including all available data.

All inferences assumed normally distributed error terms and heteroscedasticity, which were substantiated by visual inspection

of a q-q normality plot and a plot of fitted values versus standardized residuals.

Remission was defined as a score of <5 on the PHQ-9. Response to treatment was defined as 50% or more reduction on the PHQ-9.

The noninferiority margin was set to $d=0.2$.

Acceptability

Acceptability was estimated from measures of client satisfaction (CSQ-8) and working alliance as reported by the participants (WAI-SR and Technical Alliance Inventory [TAI]) and the clinicians (WAIc). Means were compared across groups using unpaired t tests on raw scores using case-wise deletion in case of missing data.

Predictor Analyses

Mixed effects models using all available data were applied for analyses of interactions between group and baseline variables by the intention-to-treat principle. One model per predictor was used with PHQ-9 as the response variable in a series of univariate analyses. This was done to test whether baseline characteristics affected outcome differently in the 2 treatments. Inclusion of all parameters would have overfitted the model due to sample size. Time was included as both a fixed effect and a random effect nested in individuals (similar to the primary analysis).

Second, analyses of predictors of symptomatic change in the total sample were also conducted using a mixed effects model with PHQ-9 as response variable. Both multivariate and a series of univariate analyses were conducted. No group interaction was included in these analyses.

Completion

Having completed 9 or more (75%) sessions (out of 12) was counted as completion and mean completion rates were compared between groups by unpaired t test. The completion rate of the B-CBT group included the sum of online modules and FtF sessions attended.

To assess the odds of noncompletion predicted from the participants' baseline characteristics, a multivariate logistic regression analysis was conducted. As the response variable, a dichotomous variable for completion was used. Additionally, univariate logistic regression analyses were conducted using 1 model per predictor to investigate whether noncompletion was predicted differently between the FtF-CBT treatment and the B-CBT, which included an interaction term with group.

All calculations were performed using R version 3.4.4 (R Foundation for Statistical Computing) [56]. Mixed effects linear models were calculated using the lmerTest package [57], which fits models by use of the lme4 package [58] and provides P values by use of the Satterthwaite degrees of freedom method. Two-way analyses were used with $P<.05$ as the threshold for significance for inferential statistics. All CIs were calculated by bootstrapping using boot.ci [57].

Results

Description of Participants

Table 2 shows the baseline characteristics of all participants and Figure 1 shows the patient flow. In total, 76 were randomized, with 38 allocated to each group. Attrition was somewhat unevenly distributed between groups with 8 being lost to follow-up in the FtF-CBT group and 16 in the B-CBT group. Nonetheless, due to the weekly measurement scheme and the use of mixed effects models, all but one was included in the primary analyses.

The included sample was predominantly female (56/76, 74%) and young with a mean age of 35.0 (SD 13.96) years (median 30 years), although a large age range was seen (18-71 years). Most had moderate to highly severe levels of depression (66/76, 87%) with a mean score of 15.25 (SD 4.04) on the PHQ-9.

No significant differences were observed between the 2 groups on baseline characteristics except for scores on the CEQ measuring the participants' expectations and credibility of the treatments (see Table 2 for P values). The participants in the B-CBT group scored lower on treatment credibility and expectancy of treatment outcome. This raised suspicion as to whether the difference could have been caused by the participants being aware of their group allocation prior to responding to the questionnaire. However, when investigated, it did not seem to be the case. Likewise, no obvious outliers were driving the difference and the distribution of scores seemed reasonable upon visual inspection. A sensitivity analysis of the primary analysis was conducted controlling for the credibility and expectancy scores, but it did not change the outcome.

Among the included sample, 7 were on the brink of violating exclusion criteria, 3 were in psychological treatment at the point of assessment, 2 had some obsessive compulsive disorder symptoms, and 2 were not depressed according to MINI, but scored 9 and 17 on the PHQ-9, respectively. When comparing analyses including or excluding these cases, the outcome did not change. To avoid causing any changes to the analysis plan, all analyses were performed including these participants.

Table 2. Characteristics of participants (N=76)^a.

Characteristics	FtF-CBT ^b	B-CBT ^c	<i>P</i> value
Baseline description			
Age, mean (SD)	35.16 (14.14)	34.78 (13.98)	.91
Female gender, n/N (%)	29/37 (78)	27/37 (73)	.79
PHQ-9 ^d , mean (SD)	16.05 (3.83)	14.42 (4.14)	.08
Credibility, mean (SD)	0.67 (2.01)	-0.69 (2.28)	.009 ^e
Expectancy, mean (SD)	0.70 (2.22)	-0.72 (2.88)	.02 ^f
Marital status, n/N (%)			
Single	13/37 (35)	14/37 (38)	
Divorced	5/37 (14)	6/37 (16)	
Widow/widower	0/37 (0)	0/37 (0)	
Cohabiting	9/37 (24)	8/37 (22)	
Married	10/37 (27)	8/37 (22)	
Prefer not to answer	0/37 (0.0)	1/37 (3)	
Highest education, n/N (%)			
Further education <3 years	7/37 (19)	8/37 (22)	
Further education 3-4 years	13/37 (35)	13/37 (35)	
Higher education >4 years	4/37 (11)	3/37 (8)	
Fundamental school <8 years	0/37 (0)	0/37 (0)	
Fundamental school 9-10 years	3/37 (8)	3/37 (8)	
Gymnasium (3 years)	9/37 (24)	5/37 (14)	
Skilled worker	1/37 (3)	5/37 (14)	
Employment status, n/N (%)			
			.34
Full-time employed	9/36 (25)	4/34 (12)	
Part-time employed	5/36 (14)	9/34 (27)	
Sick leave	11/36 (31)	9/34 (27)	
Leave of absence	2/36 (6)	0/34 (0)	
Retired	1/36 (3)	1/34 (3)	
Unemployed	8/36 (22)	11/34 (32)	
Treatment preference, n/N (%)			
			.82
No preference	16/37 (43)	18/36 (50)	
Blended care	9/37 (24)	7/36 (19)	
Face-to-face	12/37 (32)	11/36 (31)	
Depression severity, n/N (%)			
No	0/37 (0)	0/36 (0)	
Mild	3/37 (8)	4/36 (11)	
Moderate	9/37 (24)	14/36 (39)	
Severe	19/37 (51)	16/36 (44)	
Highly severe	6/37 (16)	2/36 (6)	

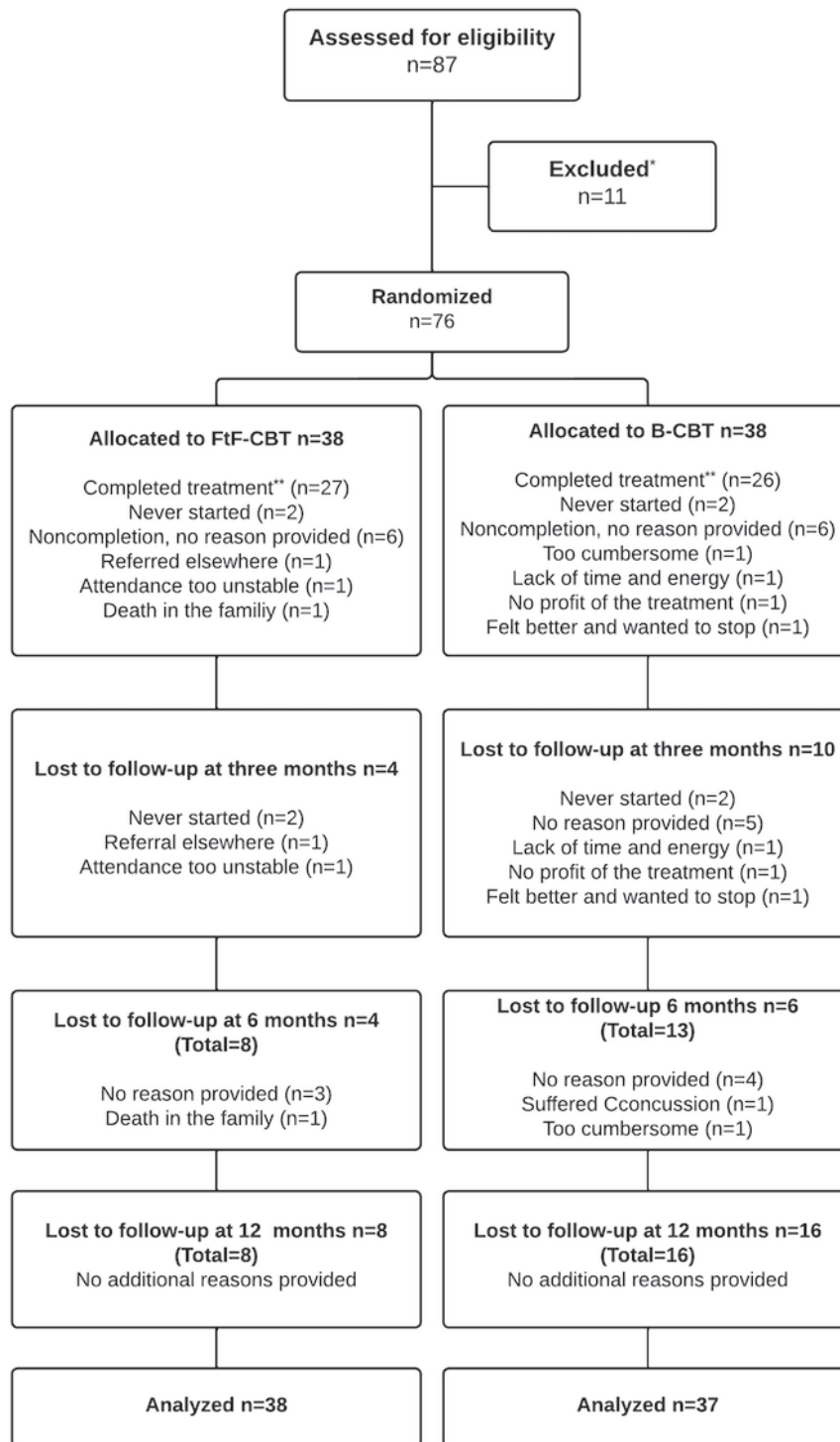
^aPercentages calculated considering attrition.^bFtF-CBT: face-to-face cognitive behavioral therapy.^cB-CBT: blended cognitive behavioral therapy.

^dPHQ-9: 9-item Patient Health Questionnaire.

^e $P < .01$.

^f $P < .05$.

Figure 1. Patient flow. *We did not store any data on any patients who had not provided informed consent. Consequently, no reasons can be provided for this category. **Treatment was regarded as completed when more than 9 sessions were completed. B-CBT: blended cognitive behavioral therapy; FtF-CBT: face-to-face cognitive behavioral therapy.



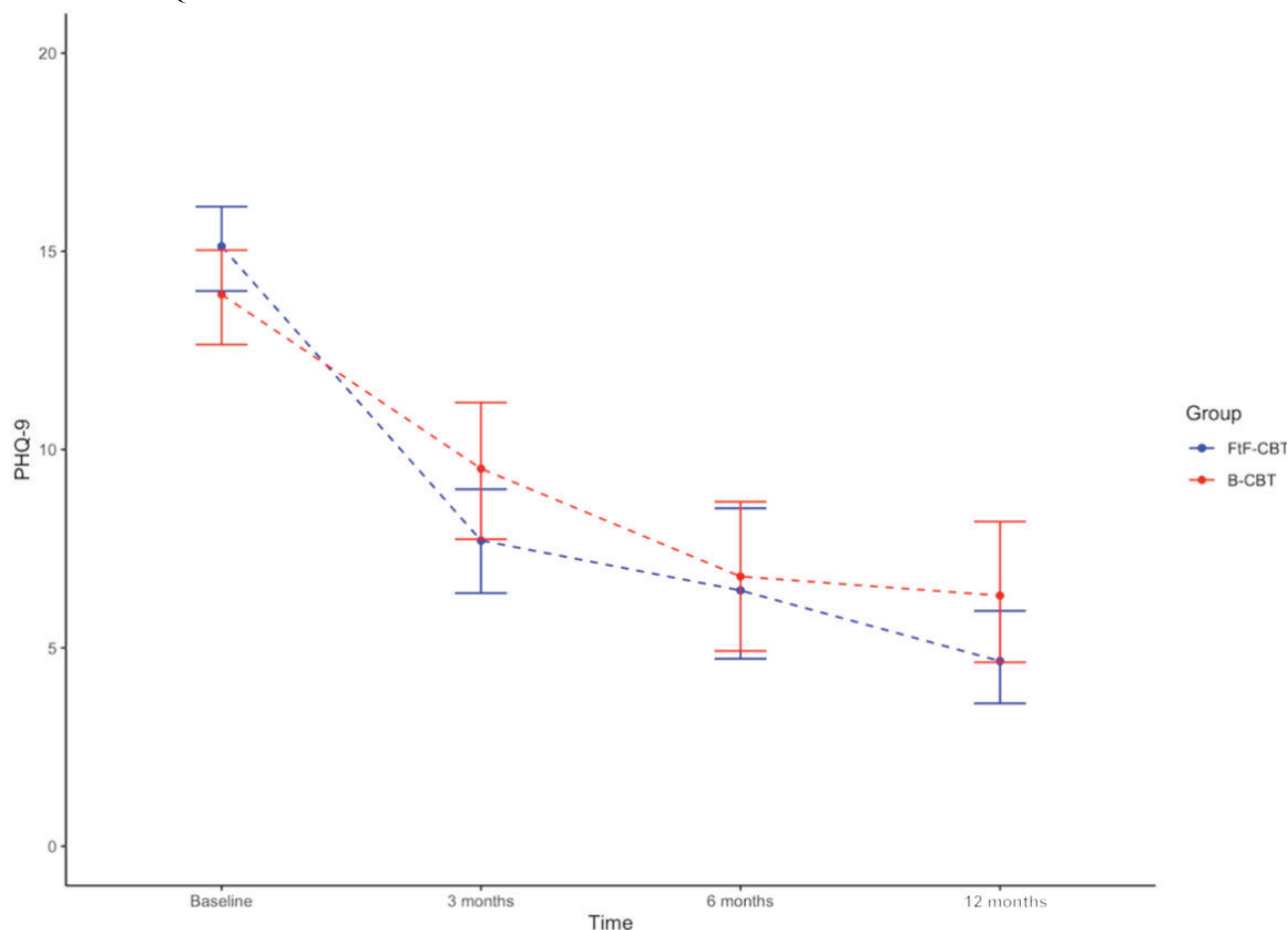
Treatment Effect

Overview

Initially, we report observed means (Figure 2), standard errors

(SEs), and standardized mean differences (Cohen d) on the primary outcome measure (PHQ-9). Following this we report results of the mixed effects models.

Figure 2. Change in depression on PHQ-9. B-CBT: blended cognitive behavioral therapy; FtF-CBT: face-to-face cognitive behavioral therapy; PHQ-9: 9-item Patient Health Questionnaire.



Observed Means

In both groups, large changes in the mean scores within groups were observed on the primary outcome measure (PHQ-9; Table 3). Within the FtF-CBT group, the mean score decreased from 16.05 (SE 0.63) at baseline to 4.67 (SE 0.62) at 12 months' follow-up. Likewise, in the B-CBT group, the mean score reduced from 14.42 (SE 0.69) to 6.32 (SE 0.95). In both groups the within-group changes in mean scores from baseline to 12-month follow-up revealed large, standardized effect sizes ($d_{\text{FtF-CBT}}=-2.04$, $d_{\text{B-CBT}}=-1.57$) [58-61].

Between groups, a trend in effect size was noted favoring the FtF-CBT group at 3 months' follow-up ($d=-0.5$, CI -1.62 to 0.62) but not at 6 months ($d=0.03$, CI -1.43 to 1.49), where the difference had all but disappeared, amounting to just 0.17 points on the PHQ-9 and stayed well within the noninferiority margin of $d=0.2$. At 12 months' follow-up, a difference could be observed slightly favoring FtF-CBT ($d=-.42$, CI -1.49 to 0.65). However, at all measurement points, the CIs were overlapping and were stretching beyond the noninferiority margin, rendering it impossible to infer generalizability of the results of noninferiority. A similar picture was seen on the secondary outcome of the QIDS (Figure 3).

Table 3. Observed means for PHQ-9^a.

Timepoint	FtF-CBT ^b		B-CBT ^c	
	Mean (SE ^d)	<i>d</i> (CI)	Mean (SE)	<i>d</i> (CI)
Baseline				
Mean	16.05 (0.63)		14.42 (0.69)	
Three months				
Mean	7.71 (0.7)		9.93 (0.92)	
Between-groups effect size ^e		-0.5 (-1.62 to -1.17)		
Within-group effect size ^f		-2.04 (-2.91 to -1.17)		-1.57 (-2.68 to -0.46)
Six months				
Mean	6.97 (1.09)		6.8 (0.99)	
Between-groups effect size ^e		0.03 (-1.43 to 1.49)		
Within-group effect size ^f		-2.09 (-3.29 to -0.89)		-1.52 (-2.67 to -0.37)
Twelve months				
Mean	4.67 (0.62)		6.32 (0.95)	
Between-groups effect size ^e		-0.42 (-1.49 to 0.65)		
Within-group effect size ^f		-2.04 (-2.91 to -1.17)		-1.57 (-2.68 to -0.46)

^aPHQ-9: 9-item Patient Health Questionnaire.

^bFtF-CBT: face-to-face cognitive behavioral therapy.

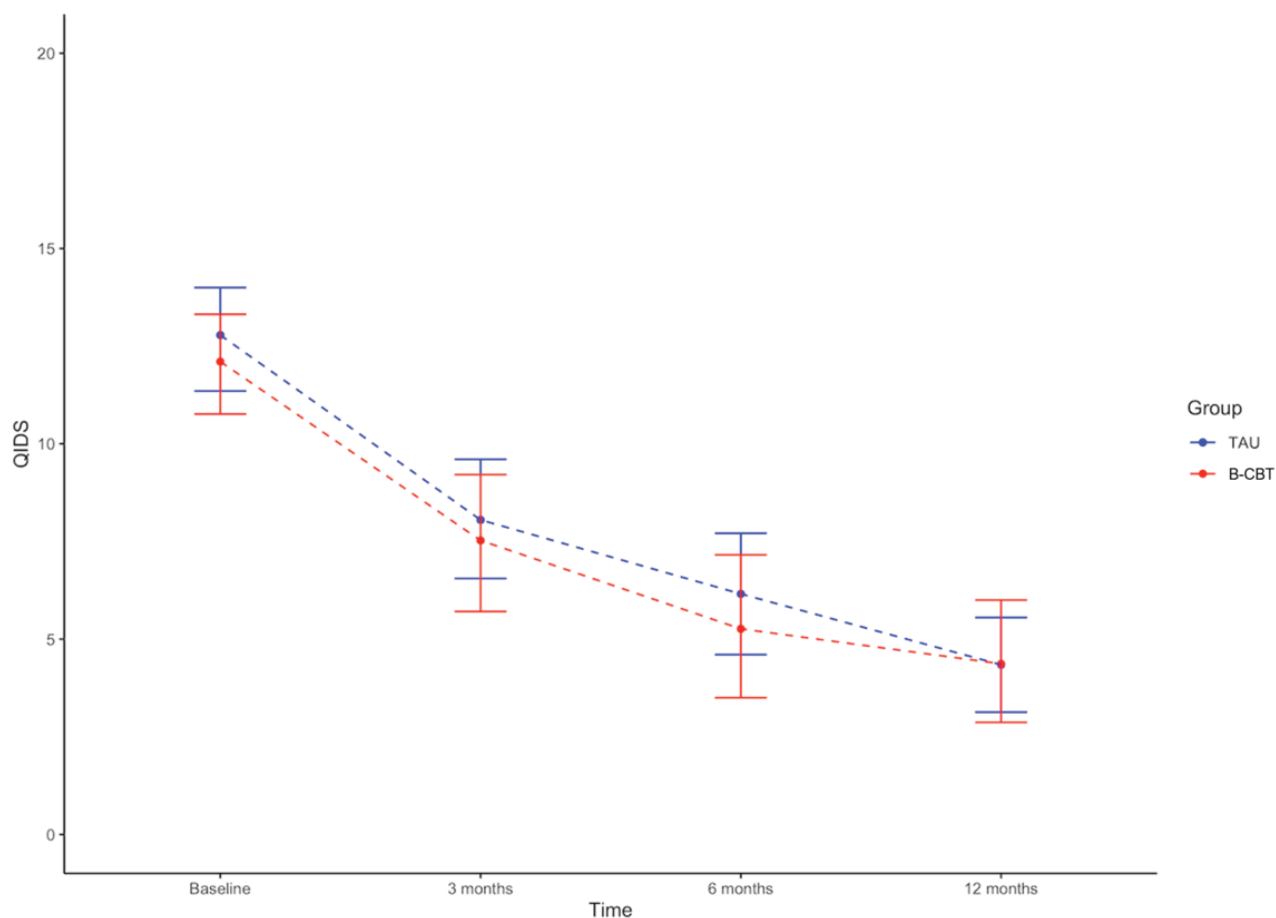
^cB-CBT: blended cognitive behavioral therapy.

^dSE: standard error.

^eIndependent samples [60].

^fFormula 3 in Dunlap et al [61] for dependent samples.

Figure 3. Change in depression on QIDS. B-CBT: blended cognitive behavioral therapy; QIDS: Quick Inventory of Depressive Symptomatology; TAU: treatment as usual.



Primary Analyses

As can be seen in Table 4, the primary analyses using linear mixed effects models with the PHQ-9 as outcome variable confirmed the within-group improvements in both groups being significant (FtF-CBT: $\beta=-.03$; SE 0.00; $P<.001$ and B-CBT: $\beta=-.02$; SE 0.00; $P<.001$), which was also the case for the QIDS scores (FtF-CBT: $\beta=-.02$; SE 0.00; $P<.001$ and B-CBT: $\beta=-.01$; SE 0.00; $P<.001$). The β values are small, as they represent the change in the outcome measure per day. Between groups, a very

small but significant interaction effect was observed on the PHQ-9 ($\beta=.01$; SE 0.00; $P=.03$), indicating a slight advantage of the FtF-CBT group. However, this was not the case on the QIDS ($\beta=.01$; SE 0.00; $P=.05$), which was just above the significance level.

A negative correlation was observed between intercept and slope in the primary model ($r=-0.29$), indicating that a higher initial score (intercept) correlated with a steeper negative slope (symptomatic improvement).

Table 4. Results of the mixed effects linear regressions.

Fixed effects	Primary analysis			Within-group FtF-CBT ^a			Within-group B-CBT ^b		
	Estimates	SE ^c	P value	Estimates	SE	P value	Estimates	SE	P value
(Intercept)	12.71	0.61	$<2 \times 10^{-16d}$	12.71	0.60	2×10^{-16d}	12.47	0.64	$<2 \times 10^{-16d}$
Time	-0.03	0.00	3.12×10^{-16d}	-0.03	0.00	2.24×10^{-11d}	-0.02	0.00	3.59×10^{-9d}
Group B-CBT	-0.23	0.89	.80	N/A ^e	N/A	N/A	N/A	N/A	N/A
Time × group B-CBT	0.01	0.00	.03 ^f	N/A	N/A	N/A	N/A	N/A	N/A

^aFtF-CBT: face-to-face cognitive behavioral therapy.

^bB-CBT: blended cognitive behavioral therapy.

^cSE: standard error.

^d $P < .001$.

^eN/A: not applicable.

^f $P < .05$.

Acceptability

There was no significant difference in client satisfaction between groups (mean difference -2.18 ; $t_{39,36}=2.16$; $P=.15$). Furthermore, no significant difference in working alliance was observed when reported by the participants (mean difference 2.31 ; $t_{50,08}=1.14$; $P=.26$). However, the difference between groups was larger and significant when rated by the treating clinicians (mean difference 6.27 ; $t_{58,51}=3.68$; $P < .001$).

The rates of participants responding to treatment at 12 months based on the PHQ-9 were 83% (25/30) in the FtF-CBT group and 64% (14/22) in the B-CBT group. The remission rates at 12 months were 60% (18/30) for the FtF-CBT group and 50% (11/22) for the B-CBT group. When inspecting all individual slopes of the primary model, we found no negative individual slopes, indicating that none of the participants' depressive condition deteriorated.

Finally, 20 randomly selected audio-recorded sessions were examined for treatment fidelity by an external expert in clinical

psychology. Among the sample, session numbers ranged from 3 to 12, 3 of 4 therapists were represented, and both groups were well represented, with 14 sessions being from the FtF-CBT group. The mean score of treatment fidelity was 4.25 (SD 0.71) on a scale ranging from 1 (not compliant with the protocol) to 5 (completely compliant with the protocol).

Predictor Analyses

In a multivariate analysis of the total sample, only being on sick leave and preferring blended care predicted outcome. Being on sick leave added to the slope (3.96; SE 1.54; $P=.02$), that is, produced a smaller reduction in symptom change. Preferring blended care subtracted from the slope estimate (-3.25 ; SE 1.53; $P=.04$), thus signifying an increase in symptom reduction. Table 5 summarizes all predictor variables with SEs and P values from a multivariate analysis of the total sample.

In a series of univariate interaction analyses of each parameter × group, there was a significant interaction effect of being part-time employed ($\beta=-5.83$; SE 2.68; $P=.03$) or unemployed ($\beta=-7.59$; SE 2.52; $P=.004$), with both favoring B-CBT.

Table 5. Predictor analysis.

Variables	Estimate	SE ^a	P value
(Intercept)	16.85	4.11	<.001
Time	-0.02	0.00	<.001
Age	0.00	0.07	.98
Female sex	-0.51	0.07	.71
Marital status			
Divorced	-0.98	2.07	.64
Cohabiting	0.23	1.39	.87
Married	-4.08	2.06	.06
No answer	-1.41	3.98	.73
Highest education			
Further education 3-4 years	-1.76	1.45	.23
Higher education > 4 years	-3.08	1.76	.09
Fundamental school 9-10 years	-2.85	3.14	.37
High school (3 years)	-3.41	1.76	.06
Skilled worker	-0.80	2.55	.76
Employment status			
Part-time employed	1.09	1.70	.53
Sick leave	3.96	1.54	.02 ^b
Leave of absence	1.48	3.12	.64
Retired	-0.53	3.48	.88
Unemployed	0.26	1.63	.87
Preference and expectancy			
Blended care	-3.25	1.53	.04 ^b
Face-to-face	-1.18	1.28	.36
Credibility	0.24	0.31	.45
Expectancy	-0.37	0.28	.20
Usability			
System usability	-0.05	0.11	.73

^aSE: standard error.^b $P < .05$.

Completion

In total, 53 (70%) completed the treatment; 27 (71%) from the FtF-CBT group and 26 (68%) from the B-CBT group. Completers as well as noncompleters showed a significant effect of time (completers: $\beta = -.03$, $P < .001$ and noncompleters: $\beta = -.03$, $P < .001$). In an analysis of the total sample including a binary interaction term for completion, no significant interaction was seen ($\beta = .00$, $P = .43$), which indicated that there was no difference in effect between completers and noncompleters.

In the FtF-CBT group, a mean of 9.8 sessions was completed. In the B-CBT group, a mean of 9.2 sessions was completed. The mean difference was not significant ($t_{74} = -0.70$, $P = .49$). [Table 6](#) presents the reasons for noncompletion.

We did not find any variables that significantly predicted noncompletion in multivariate analyses of the total sample nor did we find any interaction effect between any of the baseline characteristics and groups in a series of univariate analyses, indicating no difference in risk of noncompletion on any baseline characteristic between groups.

Table 6. Reasons for noncompletion (n=15).

Reasons for noncompletion	Value, <i>n</i>
Inactive	2
No reason given	7
Felt it was too strenuous	1
Referred to other treatment	2
Wished to end the treatment	2
Felt unable to profit from the treatment	1

Discussion

Principal Findings

The main aim of this study was to compare the clinical effectiveness of B-CBT with traditional FtF-CBT, because the blended format may hold the promise to combine advantages of the traditional and the new format of delivery. In this study, we found very similar trajectories of improvement in both groups as well as on measures of other parameters, such as working alliance and retention. However, it was possible to detect a significant difference between groups in slight favor of FtF-CBT.

The sample corresponded well with what is seen among patients with depression in the primary health care sector in Denmark regarding gender and age distribution [3,62]. Further, the distribution of the highest education level resembles that of the general Danish population [63].

The mean symptomatic change observed in the B-CBT condition closely approximated that of the FtF-CBT group. This is in line with meta-analyses of guided iCBT for depression [16,64] and exceeded what has been observed at the clinic “Internetpsykiatrien,” from which this study recruited [17]. It also aligned well with the large effect ($d=1.08$) seen in the study of B-CBT by Lungu et al [33]. Nonetheless, an interaction effect could be detected between the 2 groups favoring FtF-CBT, although the effect was very small. This effect seems to be driven by the FtF group experiencing a faster symptom reduction during treatment, an effect that disappeared at 6 months’ follow-up. However, at 12 months’ follow-up, the FtF group showed a larger reduction compared with B-CBT. It is important to note, though, that none of these differences were statistically significant, thus a difference between groups cannot be inferred. Unfortunately, with the variance observed, it is not possible to infer noninferiority either (a difference no bigger than $d=.02$), due to the CIs stretching beyond the noninferiority margin. Consequently, although promising, the study is inconclusive regarding noninferiority but may support no superiority of either treatment.

The working alliance between the patient and clinician has often been argued to be one of the most important nonspecific factors of psychotherapy [65]. It is, therefore, very interesting that although half of the sessions in B-CBT were computerized, the therapeutic alliance was rated equally well in both groups. There was a tendency among the clinicians to rate it higher in the FtF group, but the difference was not significant. Similar findings are also emerging in other studies of blended care [66].

Furthermore, these studies are starting to point to details differing between B-CBT and FtF-CBT, for example, therapist ratings sometimes correlating more with treatment outcome than patient ratings conflicting with research on the working alliance in FtF-CBT [65]. Further study detailing the dynamics of the therapeutic alliance in B-CBT and the difference between that and FtF-CBT is needed.

Acceptability of the blended format seemed to be high as judged by levels of client satisfaction and working alliance, where no significant differences were observed. Furthermore, high retention rates among participants and high treatment fidelity rates for the clinicians indicated satisfaction and acceptability with the treatment.

As is commonly found [67-69], a negative correlation between intercept and slope was seen, indicating that a higher baseline severity of depression was associated with larger symptom reduction.

Interestingly, 1 variable was able to distinguish between the 2 groups in predicting outcome differently. An interaction effect was observed between employment status and group. Being part-time employed or unemployed both favored the blended care group. We speculate that this may be due to the B-CBT treatment always being available, possibly increasing the chance of treatment engagement if the participant has more free time. Consequently, this is a potential candidate variable for stratification of treatment or a prescriptive variable. In a different approach comparing variables predicting outcomes separately for the 2 groups in a larger sample across 4 countries [70], a lower quality of life and being widowed predicted lower treatment outcome in the blended condition. However, this approach does not include the parameters in a single model comparing the conditions directly in an interaction term. Nonetheless, these findings are encouraging and prompt the need to further study potential variables for stratification of patients.

This study is well aligned with previous observations of completion rates in both guided iCBT and traditional CBT [71-74]. The reasons provided by either therapists or patients for treatment dropout varied and there were too few to differentiate between the groups.

In disagreement with what has previously been found in guided iCBT, we observed that no baseline characteristics predicted noncompletion [25,75,76]. It may be speculated to be caused by the increased therapist contact in the blended format, which may serve as a protective factor against noncompletion.

Limitations

This study compared directly the formats of delivery with a minimum of the variance explained by differences in therapeutic methods, which is both a strength and a weakness of the design. While it lends itself well to compare the 2 treatment formats, it also somewhat limits the ecological validity, making it more difficult to make inferences about the clinical effect in routine care. Furthermore, because the study recruited from Internetpsykiatrien, which offers self-referral, even though the clinic is situated in secondary care, it can be difficult to generalize to future implementations. Additionally, only the B-CBT group received reminders about homework assignments. This might be a confounder, for example, there is a risk participants in this group grew weary of the reminders, thus affecting the perception of the treatment negatively. Finally, due to the small sample size, we had difficulty inferring noninferiority, although the many observations and advanced statistical procedures appear to have compensated for that to some degree. The large EU study E-COMPARED will be able to pool data from many studies, including this one, and may

thus be able to reach more robust conclusions about noninferiority.

Conclusions

In this study, feasibility of B-CBT was demonstrated as well as large and significant within-group effect sizes were produced. In fact, it was seen that practically without loss of treatment effect, completion rates, and therapeutic alliance, it was possible to substitute half of the FtF consultations with online modules when treating adult depression. This is remarkable and lends support to the hypothesis of noninferiority of B-CBT and should lead to the further study of this promising treatment format. However, it should also be noted that small differences were observed favoring the FtF-CBT group. Although not significant, it may be that FtF treatment works faster, and has a better long-term effect for some patients. The results, therefore, need to be replicated in larger samples or with pooled data from multicenter trials as will be done in the E-COMPARED study. Additionally, further studies should explore the applicability of B-CBT in different patient populations and clinical settings. Furthermore, participants' digital health literacy should be measured in future studies.

Acknowledgments

Funding was granted from the Research Fund of the Mental Health Services of Southern Denmark and from the Innovation Fund Denmark as part of the project ENTER (ID: 5159-00002B). Both are public funds. None of the funds have had any role in the design of the study nor in collection of data, analysis of data, interpretation of data, or writing of the manuscript. The authors acknowledge the E-COMPARED project. We also acknowledge Odense Patient Data Exploratory Network and the Mental Health Services of Southern Denmark and Centre for Telepsychiatry.

Authors' Contributions

KM is the main author of this work and has taken part in designing and planning the study, performing analyses and writing up the article. TEA is the cosupervisor of this study and contributed to study design and statistical analysis plan. AK is the author of the E-COMPARED generic protocol, which formed the foundation for this protocol. HR is the comain supervisor, coauthor of the E-COMPARED generic protocol, and contributed to the design of this study. KKR is the main supervisor, contributed to the study design, and assisted in the process of authoring this article in its entirety. MBL and LHE have contributed to planning the study and MBL has also participated in data collection. All contributors have, in addition to the above, proofread the article.

Conflicts of Interest

The software NoDep was developed jointly by the Region of Southern Denmark and the private partner Context Consulting. KM participated in the development process as representative of the public partner Region of Southern Denmark. KM has no affiliations to any of the private vendors involved in the project including Context Consulting and gains no economic income from sales of licenses. The other authors declare that they have no competing interests.

Multimedia Appendix 1

CONSORT-eHEALTH checklist (V 1.6.1).

[[PDF File \(Adobe PDF File\), 496 KB-Multimedia Appendix 1](#)]

References

1. Mueller T, Leon A, Keller M, Solomon D, Endicott J, Coryell W, et al. Recurrence after recovery from major depressive disorder during 15 years of observational follow-up. *Am J Psychiatry* 1999 Jul;156(7):1000-1006 [[FREE Full text](#)] [doi: [10.1176/ajp.156.7.1000](https://doi.org/10.1176/ajp.156.7.1000)] [Medline: [10401442](https://pubmed.ncbi.nlm.nih.gov/10401442/)]
2. Kessing LV, Hansen M, Andersen P, Angst J. The predictive effect of episodes on the risk of recurrence in depressive and bipolar disorders - a life-long perspective. *Acta Psychiatr Scand* 2004 May;109(5):339-344 [[FREE Full text](#)] [doi: [10.1046/j.1600-0447.2003.00266.x](https://doi.org/10.1046/j.1600-0447.2003.00266.x)] [Medline: [15049770](https://pubmed.ncbi.nlm.nih.gov/15049770/)]
3. Olsen L, Mortensen E, Bech P. Prevalence of major depression and stress indicators in the Danish general population. *Acta Psychiatr Scand* 2004 Feb;109(2):96-103 [[FREE Full text](#)] [doi: [10.1046/j.0001-690x.2003.00231.x](https://doi.org/10.1046/j.0001-690x.2003.00231.x)] [Medline: [14725589](https://pubmed.ncbi.nlm.nih.gov/14725589/)]

4. Kessler R, Chiu W, Demler O, Merikangas KR, Walters EE. Prevalence, severity, and comorbidity of 12-month DSM-IV disorders in the National Comorbidity Survey Replication. *Arch Gen Psychiatry* 2005 Jun;62(6):617-627 [FREE Full text] [doi: [10.1001/archpsyc.62.6.617](https://doi.org/10.1001/archpsyc.62.6.617)] [Medline: [15939839](https://pubmed.ncbi.nlm.nih.gov/15939839/)]
5. Alonso J, Lépine JP, ESEMeD/MHEDEA 2000 Scientific Committee. Overview of key data from the European Study of the Epidemiology of Mental Disorders (ESEMeD). *J Clin Psychiatry* 2007;68 Suppl 2:3-9. [Medline: [17288501](https://pubmed.ncbi.nlm.nih.gov/17288501/)]
6. World Health Organization (WHO). The Global Burden of Disease: 2004 Update. Geneva, Switzerland: WHO; 2004. URL: http://www.who.int/healthinfo/global_burden_disease/2004_report_update/en/index.html [accessed 2022-08-27]
7. Huhn M, Tardy M, Spinelli LM, Kissling W, Förstl H, Pitschel-Walz G, et al. Efficacy of pharmacotherapy and psychotherapy for adult psychiatric disorders: a systematic overview of meta-analyses. *JAMA Psychiatry* 2014 Jun 01;71(6):706-715. [doi: [10.1001/jamapsychiatry.2014.112](https://doi.org/10.1001/jamapsychiatry.2014.112)] [Medline: [24789675](https://pubmed.ncbi.nlm.nih.gov/24789675/)]
8. Alonso J, Codony M, Kovess V, Angermeyer M, Katz S, Haro J, et al. Population level of unmet need for mental healthcare in Europe. *Br J Psychiatry* 2007 Apr;190:299-306 [FREE Full text] [doi: [10.1192/bjp.bp.106.022004](https://doi.org/10.1192/bjp.bp.106.022004)] [Medline: [17401035](https://pubmed.ncbi.nlm.nih.gov/17401035/)]
9. Barak A, Hen L, Boniel-Nissim M, Shapira N. A Comprehensive Review and a Meta-Analysis of the Effectiveness of Internet-Based Psychotherapeutic Interventions. *Journal of Technology in Human Services* 2008 Jul 03;26(2-4):109-160 [FREE Full text] [doi: [10.1080/15228830802094429](https://doi.org/10.1080/15228830802094429)]
10. Andrews G, Cuijpers P, Craske MG, McEvoy P, Titov N. Computer therapy for the anxiety and depressive disorders is effective, acceptable and practical health care: a meta-analysis. *PLoS One* 2010 Oct 13;5(10):e13196 [FREE Full text] [doi: [10.1371/journal.pone.0013196](https://doi.org/10.1371/journal.pone.0013196)] [Medline: [20967242](https://pubmed.ncbi.nlm.nih.gov/20967242/)]
11. Hedman E, Ljótsson B, Lindefors N. Cognitive behavior therapy via the Internet: a systematic review of applications, clinical efficacy and cost-effectiveness. *Expert Rev Pharmacoecon Outcomes Res* 2012 Dec;12(6):745-764 [FREE Full text] [doi: [10.1586/erp.12.67](https://doi.org/10.1586/erp.12.67)] [Medline: [23252357](https://pubmed.ncbi.nlm.nih.gov/23252357/)]
12. Gilbody S, Littlewood E, Hewitt C, Brierley G, Tharmanathan P, Araya R, REEACT Team. Computerised cognitive behaviour therapy (cCBT) as treatment for depression in primary care (REEACT trial): large scale pragmatic randomised controlled trial. *BMJ* 2015 Nov 11;351:h5627 [FREE Full text] [doi: [10.1136/bmj.h5627](https://doi.org/10.1136/bmj.h5627)] [Medline: [26559241](https://pubmed.ncbi.nlm.nih.gov/26559241/)]
13. Andersson G, Cuijpers P, Carlbring P, Riper H, Hedman E. Guided Internet-based vs. face-to-face cognitive behavior therapy for psychiatric and somatic disorders: a systematic review and meta-analysis. *World Psychiatry* 2014 Oct 01;13(3):288-295 [FREE Full text] [doi: [10.1002/wps.20151](https://doi.org/10.1002/wps.20151)] [Medline: [25273302](https://pubmed.ncbi.nlm.nih.gov/25273302/)]
14. Arnberg FK, Linton SJ, Hulcrantz M, Heintz E, Jonsson U. Internet-delivered psychological treatments for mood and anxiety disorders: a systematic review of their efficacy, safety, and cost-effectiveness. *PLoS One* 2014 May 20;9(5):e98118 [FREE Full text] [doi: [10.1371/journal.pone.0098118](https://doi.org/10.1371/journal.pone.0098118)] [Medline: [24844847](https://pubmed.ncbi.nlm.nih.gov/24844847/)]
15. Cuijpers P, Riper H. Intervenciones basadas en internet para los trastornos depresivos: Una visión general. *RPPC* 2015 Jan 15;19(3):209 [FREE Full text] [doi: [10.5944/rppc.vol.19.num.3.2014.13902](https://doi.org/10.5944/rppc.vol.19.num.3.2014.13902)]
16. Andrews G, Basu A, Cuijpers P, Craske M, McEvoy P, English C, et al. Computer therapy for the anxiety and depression disorders is effective, acceptable and practical health care: An updated meta-analysis. *J Anxiety Disord* 2018 Apr;55:70-78 [FREE Full text] [doi: [10.1016/j.janxdis.2018.01.001](https://doi.org/10.1016/j.janxdis.2018.01.001)] [Medline: [29422409](https://pubmed.ncbi.nlm.nih.gov/29422409/)]
17. Mathiasen K, Riper H, Andersen T, Roessler K. Guided Internet-Based Cognitive Behavioral Therapy for Adult Depression and Anxiety in Routine Secondary Care: Observational Study. *J Med Internet Res* 2018 Nov 28;20(11):e10927 [FREE Full text] [doi: [10.2196/10927](https://doi.org/10.2196/10927)] [Medline: [30487118](https://pubmed.ncbi.nlm.nih.gov/30487118/)]
18. Karyotaki E, Riper H, Twisk J, Hoogendoorn A, Kleiboer A, Mira A, et al. Efficacy of Self-guided Internet-Based Cognitive Behavioral Therapy in the Treatment of Depressive Symptoms: A Meta-analysis of Individual Participant Data. *JAMA Psychiatry* 2017 Apr 01;74(4):351-359 [FREE Full text] [doi: [10.1001/jamapsychiatry.2017.0044](https://doi.org/10.1001/jamapsychiatry.2017.0044)] [Medline: [28241179](https://pubmed.ncbi.nlm.nih.gov/28241179/)]
19. GELLATLY J, BOWER P, HENNESSY S, RICHARDS D, GILBODY S, LOVELL K. What makes self-help interventions effective in the management of depressive symptoms? Meta-analysis and meta-regression. *Psychol. Med* 2007 Feb 19;37(9):1217-1228. [doi: [10.1017/s0033291707000062](https://doi.org/10.1017/s0033291707000062)]
20. Andersson G, Carlbring P, Berger T, Almlöv J, Cuijpers P. What Makes Internet Therapy Work? *Cognitive Behaviour Therapy* 2009 Jan;38(sup1):55-60. [doi: [10.1080/16506070902916400](https://doi.org/10.1080/16506070902916400)] [Medline: [19675956](https://pubmed.ncbi.nlm.nih.gov/19675956/)]
21. Knowles S, Toms G, Sanders C, Bee P, Lovell K, Rennick-Egglestone S, et al. Qualitative meta-synthesis of user experience of computerised therapy for depression and anxiety. *PLoS One* 2014;9(1):e84323 [FREE Full text] [doi: [10.1371/journal.pone.0084323](https://doi.org/10.1371/journal.pone.0084323)] [Medline: [24465404](https://pubmed.ncbi.nlm.nih.gov/24465404/)]
22. Rozental A, Boettcher J, Andersson G, Schmidt B, Carlbring P. Negative effects of internet interventions: a qualitative content analysis of patients' experiences with treatments delivered online. *Cogn Behav Ther* 2015 Feb 23;44(3):223-236. [doi: [10.1080/16506073.2015.1008033](https://doi.org/10.1080/16506073.2015.1008033)] [Medline: [25705924](https://pubmed.ncbi.nlm.nih.gov/25705924/)]
23. Mathiasen K, Riper H, Ehlers LH, Valentin JB, Rosenberg NK. Internet-based CBT for social phobia and panic disorder in a specialised anxiety clinic in routine care: Results of a pilot randomised controlled trial. *Internet Interv* 2016 May;4:92-98 [FREE Full text] [doi: [10.1016/j.invent.2016.03.001](https://doi.org/10.1016/j.invent.2016.03.001)] [Medline: [30135794](https://pubmed.ncbi.nlm.nih.gov/30135794/)]
24. Berger T, Caspar F, Richardson R, Kneubühler B, Sutter D, Andersson G. Internet-based treatment of social phobia: a randomized controlled trial comparing unguided with two types of guided self-help. *Behav Res Ther* 2011 Mar;49(3):158-169. [doi: [10.1016/j.brat.2010.12.007](https://doi.org/10.1016/j.brat.2010.12.007)] [Medline: [21255767](https://pubmed.ncbi.nlm.nih.gov/21255767/)]

25. Waller R, Gilbody S. Barriers to the uptake of computerized cognitive behavioural therapy: a systematic review of the quantitative and qualitative evidence. *Psychol. Med* 2008 Sep 24;39(5):705-712 [[FREE Full text](#)] [doi: [10.1017/s0033291708004224](https://doi.org/10.1017/s0033291708004224)]
26. Topooco N, Riper H, Araya R, Berking M, Brunn M, Chevreur K, E-COMPARED consortium. Attitudes towards digital treatment for depression: A European stakeholder survey. *Internet Interv* 2017 Jun;8:1-9 [[FREE Full text](#)] [doi: [10.1016/j.invent.2017.01.001](https://doi.org/10.1016/j.invent.2017.01.001)] [Medline: [30135823](#)]
27. Rogers EM. *Diffusion of Innovations* (5th edition). New York, NY: Free Press; 2003.
28. Kessler D, Lewis G, Kaur S, Wiles N, King M, Weich S, et al. Therapist-delivered internet psychotherapy for depression in primary care: a randomised controlled trial. *The Lancet* 2009 Aug;374(9690):628-634. [doi: [10.1016/s0140-6736\(09\)61257-5](https://doi.org/10.1016/s0140-6736(09)61257-5)]
29. Høifødt RS, Lillevoll KR, Griffiths KM, Wilsgaard T, Eisemann M, Waterloo K, et al. The clinical effectiveness of web-based cognitive behavioral therapy with face-to-face therapist support for depressed primary care patients: randomized controlled trial. *J Med Internet Res* 2013 Aug 05;15(8):e153 [[FREE Full text](#)] [doi: [10.2196/jmir.2714](https://doi.org/10.2196/jmir.2714)] [Medline: [23916965](#)]
30. Volker D, Zijlstra-Vlasveld MC, Anema JR, Beekman AT, Brouwers EP, Emons WH, et al. Effectiveness of a blended web-based intervention on return to work for sick-listed employees with common mental disorders: results of a cluster randomized controlled trial. *J Med Internet Res* 2015 May 13;17(5):e116 [[FREE Full text](#)] [doi: [10.2196/jmir.4097](https://doi.org/10.2196/jmir.4097)] [Medline: [25972279](#)]
31. Kooistra L, Ruwaard J, Wiersma J, van Oppen P, van der Vaart R, van Gemert-Pijnen JEW, et al. Development and initial evaluation of blended cognitive behavioural treatment for major depression in routine specialized mental health care. *Internet Interv* 2016 May;4:61-71 [[FREE Full text](#)] [doi: [10.1016/j.invent.2016.01.003](https://doi.org/10.1016/j.invent.2016.01.003)] [Medline: [30135791](#)]
32. Wilhelmsen M, Lillevoll K, Risør MB, Høifødt R, Johansen M, Waterloo K, et al. Motivation to persist with internet-based cognitive behavioural treatment using blended care: a qualitative study. *BMC Psychiatry* 2013 Nov 07;13:296 [[FREE Full text](#)] [doi: [10.1186/1471-244X-13-296](https://doi.org/10.1186/1471-244X-13-296)] [Medline: [24199672](#)]
33. Lungu A, Jun JJ, Azarmanesh O, Leykin Y, Chen CE. Blended Care-Cognitive Behavioral Therapy for Depression and Anxiety in Real-World Settings: Pragmatic Retrospective Study. *J Med Internet Res* 2020 Jul 06;22(7):e18723 [[FREE Full text](#)] [doi: [10.2196/18723](https://doi.org/10.2196/18723)] [Medline: [32628120](#)]
34. Kleiboer A, Smit J, Bosmans J, Ruwaard J, Andersson G, Topooco N, et al. European COMPARative Effectiveness research on blended Depression treatment versus treatment-as-usual (E-COMPARED): study protocol for a randomized controlled, non-inferiority trial in eight European countries. *Trials* 2016 Aug 03;17(1):387 [[FREE Full text](#)] [doi: [10.1186/s13063-016-1511-1](https://doi.org/10.1186/s13063-016-1511-1)] [Medline: [27488181](#)]
35. World Medical Association. World Medical Association Declaration of Helsinki: ethical principles for medical research involving human subjects. *JAMA* 2013 Nov 27;310(20):2191-2194 [[FREE Full text](#)] [doi: [10.1001/jama.2013.281053](https://doi.org/10.1001/jama.2013.281053)] [Medline: [24141714](#)]
36. Mathiasen K, Andersen TE, Riper H, Kleiboer AAM, Roessler KK. Blended CBT versus face-to-face CBT: a randomised non-inferiority trial. *BMC Psychiatry* 2016 Dec 05;16(1):432 [[FREE Full text](#)] [doi: [10.1186/s12888-016-1140-y](https://doi.org/10.1186/s12888-016-1140-y)] [Medline: [27919234](#)]
37. American Psychiatric Association. *Diagnostic and Statistical Manual of Mental Disorders* (4th ed. TR). Washington, D.C: American Psychiatric Association; 2000.
38. Sheehan DV, Lecrubier Y, Sheehan K, Amorim P, Janavs J, Weiller E. The Mini-International Neuropsychiatric Interview (M.I.N.I): The development and validation of a structured diagnostic psychiatric interview for DSM-IV and ICD-10. *J Clin Psychiatry* 1998;59(Suppl 20):22-33. [doi: [10.1037/t18597-000](https://doi.org/10.1037/t18597-000)]
39. Kroenke K, Spitzer R, Williams J. The PHQ-9: validity of a brief depression severity measure. *J Gen Intern Med* 2001 Sep;16(9):606-613 [[FREE Full text](#)] [doi: [10.1046/j.1525-1497.2001.016009606.x](https://doi.org/10.1046/j.1525-1497.2001.016009606.x)] [Medline: [11556941](#)]
40. Kroenke K, Spitzer RL, Williams JBW, Löwe B. The Patient Health Questionnaire Somatic, Anxiety, and Depressive Symptom Scales: a systematic review. *Gen Hosp Psychiatry* 2010;32(4):345-359 [[FREE Full text](#)] [doi: [10.1016/j.genhosppsy.2010.03.006](https://doi.org/10.1016/j.genhosppsy.2010.03.006)] [Medline: [20633738](#)]
41. Folker A, Mathiasen K, Lauridsen S, Stenderup E, Dozeman E, Folker M. Implementing internet-delivered cognitive behavior therapy for common mental health disorders: A comparative case study of implementation challenges perceived by therapists and managers in five European internet services. *Internet Interv* 2018 Mar;11:60-70 [[FREE Full text](#)] [doi: [10.1016/j.invent.2018.02.001](https://doi.org/10.1016/j.invent.2018.02.001)] [Medline: [30135761](#)]
42. Folker M, Mathiasen K, Lauridsen SM, Stenderup E, Dozeman E, Folker MP. Implementing internet-delivered cognitive behavior therapy for common mental health disorders: A comparative case study of implementation challenges perceived by therapists and managers in five European internet services. *Internet Interv* 2018 Mar;11:60-70 [[FREE Full text](#)] [doi: [10.1016/j.invent.2018.02.001](https://doi.org/10.1016/j.invent.2018.02.001)] [Medline: [30135761](#)]
43. Waltz J, Addis ME, Koerner K, Jacobson NS. Testing the integrity of a psychotherapy protocol: Assessment of adherence and competence. *Journal of Consulting and Clinical Psychology* 1993;61(4):620-630. [doi: [10.1037/0022-006x.61.4.620](https://doi.org/10.1037/0022-006x.61.4.620)]
44. Luborsky L, Woody GE, McLellan AT, O'Brien CP, Rosenzweig J. Can independent judges recognize different psychotherapies? An experience with manual-guided therapies. *Journal of Consulting and Clinical Psychology* 1982 Feb;50(1):49-62. [doi: [10.1037/0022-006x.50.1.49](https://doi.org/10.1037/0022-006x.50.1.49)]

45. Odense Patient data Explorative Network (OPEN). Velkommen til OPEN - Odense Patient data Explorative Network. Odense Patient data Explorative Network (OPEN). URL: <https://open.rsyd.dk/> [accessed 2018-09-24] [WebCite Cache ID 72fLtJr4y]
46. Wittkampf K, Naeije L, Schene A, Huyser J, van Weert HC. Diagnostic accuracy of the mood module of the Patient Health Questionnaire: a systematic review. *Gen Hosp Psychiatry* 2007;29(5):388-395 [FREE Full text] [doi: [10.1016/j.genhosppsy.2007.06.004](https://doi.org/10.1016/j.genhosppsy.2007.06.004)] [Medline: 17888804]
47. Rush AJ, Trivedi M, Ibrahim H, Carmody T, Arnow B, Klein D, et al. The 16-Item quick inventory of depressive symptomatology (QIDS), clinician rating (QIDS-C), and self-report (QIDS-SR): a psychometric evaluation in patients with chronic major depression. *Biological Psychiatry* 2003 Sep;54(5):573-583 [FREE Full text] [doi: [10.1016/s0006-3223\(02\)01866-8](https://doi.org/10.1016/s0006-3223(02)01866-8)]
48. Rush A, Gullion C, Basco M, Jarrett R, Trivedi M. The Inventory of Depressive Symptomatology (IDS): psychometric properties. *Psychol Med* 1996 May;26(3):477-486 [FREE Full text] [doi: [10.1017/s0033291700035558](https://doi.org/10.1017/s0033291700035558)] [Medline: 8733206]
49. Nguyen TD, Attkisson C, Stegner BL. Assessment of patient satisfaction: Development and refinement of a Service Evaluation Questionnaire. *Evaluation and Program Planning* 1983 Jan;6(3-4):299-313. [doi: [10.1016/0149-7189\(83\)90010-1](https://doi.org/10.1016/0149-7189(83)90010-1)]
50. Attkisson C, Greenfield T. The Client Satisfaction Questionnaire (CSQ) Scales. In: Sederer LL, Dickey B, editors. *Outcome Assessment in Clinical Practice*. Philadelphia, PA: Williams & Wilkins; 1996:120-127.
51. Devilly G, Borkovec T. Psychometric properties of the credibility/expectancy questionnaire. *Journal of Behavior Therapy and Experimental Psychiatry* 2000 Jun;31(2):73-86 [FREE Full text] [doi: [10.1016/s0005-7916\(00\)00012-4](https://doi.org/10.1016/s0005-7916(00)00012-4)]
52. Horvath A, Greenberg L. Development and validation of the Working Alliance Inventory. *Journal of Counseling Psychology* 1989 Apr;36(2):223-233 [FREE Full text] [doi: [10.1037/0022-0167.36.2.223](https://doi.org/10.1037/0022-0167.36.2.223)]
53. Hatcher R, Gillaspay J. Development and validation of a revised short version of the working alliance inventory. *Psychotherapy Research* 2006 Jan;16(1):12-25 [FREE Full text] [doi: [10.1080/10503300500352500](https://doi.org/10.1080/10503300500352500)]
54. Munder T, Wilmers F, Leonhart R, Linster HW, Barth J. Working Alliance Inventory-Short Revised (WAI-SR): psychometric properties in outpatients and inpatients. *Clin Psychol Psychother* 2010;17(3):231-239. [doi: [10.1002/cpp.658](https://doi.org/10.1002/cpp.658)] [Medline: 20013760]
55. Barr DJ, Levy R, Scheepers C, Tily HJ. Random effects structure for confirmatory hypothesis testing: Keep it maximal. *J Mem Lang* 2013 Apr;68(3):255-278 [FREE Full text] [doi: [10.1016/j.jml.2012.11.001](https://doi.org/10.1016/j.jml.2012.11.001)] [Medline: 24403724]
56. R Core Team. R Foundation for Statistical Computing. R: A Language and Environment for Statistical Computing. R Foundation/R Project. 2018. URL: <https://www.r-project.org/> [accessed 2022-08-27]
57. Kuznetsova A, Brockhoff P, Christensen R. Package: Tests in Linear Mixed Effects Models. *J. Stat. Soft* 2017;82(13):e1 [FREE Full text] [doi: [10.18637/jss.v082.i13](https://doi.org/10.18637/jss.v082.i13)]
58. Bates D, Mächler M, Bolker B, Walker S. Fitting Linear Mixed-Effects Models Using. *J. Stat. Soft* 2015;67(1):1-48. [doi: [10.18637/jss.v067.i01](https://doi.org/10.18637/jss.v067.i01)]
59. Sawilowsky S. New Effect Size Rules of Thumb. *J. Mod. App. Stat. Meth* 2009 Nov 01;8(2):597-599 [FREE Full text] [doi: [10.22237/jmasm/1257035100](https://doi.org/10.22237/jmasm/1257035100)]
60. Cohen J. A power primer. *Psychological Bulletin* 1992;112(1):155-159. [doi: [10.1037/0033-2909.112.1.155](https://doi.org/10.1037/0033-2909.112.1.155)]
61. Dunlap W, Cortina J, Vaslow J, Burke M. Meta-analysis of experiments with matched groups or repeated measures designs. *Psychological Methods* 1996 Jun;1(2):170-177 [FREE Full text] [doi: [10.1037/1082-989x.1.2.170](https://doi.org/10.1037/1082-989x.1.2.170)]
62. Christensen Sven Bundgaard Per Bech O. Prevalence of clinical (major) depression in general practice using the DSM-IV version of PRIME-MD. *Int J Psychiatry Clin Pract* 2001 Jul 12;5(1):49-54. [doi: [10.1080/136515001300225196](https://doi.org/10.1080/136515001300225196)] [Medline: 24936998]
63. Danmarks Statistik. Befolkningens højst fuldførte uddannelse. Danmarks Statistik. URL: <https://dst.dk/da/Statistik/emner/uddannelse-og-viden/befolkningens-uddannelsesstatus/befolkningens-hoejst-fuldfoerte-uddannelse> [accessed 2018-10-30] [WebCite Cache ID 73YTdvQd7]
64. Carlbring P, Andersson G, Cuijpers P, Riper H, Hedman-Lagerlöf E. Internet-based vs. face-to-face cognitive behavior therapy for psychiatric and somatic disorders: an updated systematic review and meta-analysis. *Cogn Behav Ther* 2018 Jan;47(1):1-18 [FREE Full text] [doi: [10.1080/16506073.2017.1401115](https://doi.org/10.1080/16506073.2017.1401115)] [Medline: 29215315]
65. Horvath A, Symonds B. Relation between working alliance and outcome in psychotherapy: A meta-analysis. *Journal of Counseling Psychology* 1991 Apr;38(2):139-149 [FREE Full text] [doi: [10.1037/0022-0167.38.2.139](https://doi.org/10.1037/0022-0167.38.2.139)]
66. Preschl B, Maercker A, Wagner B. The working alliance in a randomized controlled trial comparing online with face-to-face cognitive-behavioral therapy for depression. *BMC Psychiatry* 2011 Dec 06;11(1):189. [doi: [10.1186/1471-244x-11-189](https://doi.org/10.1186/1471-244x-11-189)]
67. Bower P, Kontopantelis E, Sutton A, Kendrick T, Richards DA, Gilbody S, et al. Influence of initial severity of depression on effectiveness of low intensity interventions: meta-analysis of individual patient data. *BMJ* 2013 Feb 26;346(feb26 2):f540 [FREE Full text] [doi: [10.1136/bmj.f540](https://doi.org/10.1136/bmj.f540)] [Medline: 23444423]
68. El Alaoui S, Ljótsson B, Hedman E, Kalso V, Andersson E, Rück C, et al. Predictors of Symptomatic Change and Adherence in Internet-Based Cognitive Behaviour Therapy for Social Anxiety Disorder in Routine Psychiatric Care. *PLoS One* 2015;10(4):e0124258 [FREE Full text] [doi: [10.1371/journal.pone.0124258](https://doi.org/10.1371/journal.pone.0124258)] [Medline: 25893687]
69. Warmerdam L, Van Straten A, Twisk J, Cuijpers P. Predicting outcome of Internet-based treatment for depressive symptoms. *Psychother Res* 2013 Sep;23(5):559-567. [doi: [10.1080/10503307.2013.807377](https://doi.org/10.1080/10503307.2013.807377)] [Medline: 23848944]

70. Friedl N, Krieger T, Chevreul K, Hazo JB, Holtzmann J, Hoogendoorn M, et al. Using the Personalized Advantage Index for Individual Treatment Allocation to Blended Treatment or Treatment as Usual for Depression in Secondary Care. *J Clin Med* 2020 Feb 11;9(2):490 [FREE Full text] [doi: [10.3390/jcm9020490](https://doi.org/10.3390/jcm9020490)] [Medline: [32054084](https://pubmed.ncbi.nlm.nih.gov/32054084/)]
71. El Alaoui S, Ljótsson B, Hedman E, Svanborg C, Kaldø V, Lindefors N. Predicting Outcome in Internet-Based Cognitive Behaviour Therapy for Major Depression: A Large Cohort Study of Adult Patients in Routine Psychiatric Care. *PLoS One* 2016 Sep 12;11(9):e0161191 [FREE Full text] [doi: [10.1371/journal.pone.0161191](https://doi.org/10.1371/journal.pone.0161191)] [Medline: [27618548](https://pubmed.ncbi.nlm.nih.gov/27618548/)]
72. Hadjistavropoulos HD, Pugh NE, Hesser H, Andersson G. Predicting Response to Therapist-Assisted Internet-Delivered Cognitive Behavior Therapy for Depression or Anxiety Within an Open Dissemination Trial. *Behav Ther* 2016 Mar;47(2):155-165. [doi: [10.1016/j.beth.2015.10.006](https://doi.org/10.1016/j.beth.2015.10.006)] [Medline: [26956649](https://pubmed.ncbi.nlm.nih.gov/26956649/)]
73. Nordgreen T, Havik OE, Ost LG, Furmark T, Carlbring P, Andersson G. Outcome predictors in guided and unguided self-help for social anxiety disorder. *Behav Res Ther* 2012 Jan;50(1):13-21. [doi: [10.1016/j.brat.2011.10.009](https://doi.org/10.1016/j.brat.2011.10.009)] [Medline: [22134140](https://pubmed.ncbi.nlm.nih.gov/22134140/)]
74. Wierzbicki M, Pekarik G. A meta-analysis of psychotherapy dropout. *Professional Psychology: Research and Practice* 1993 May;24(2):190-195 [FREE Full text] [doi: [10.1037/0735-7028.24.2.190](https://doi.org/10.1037/0735-7028.24.2.190)]
75. Karyotaki E, Kleiboer A, Smit F, Turner DT, Pastor AM, Andersson G, et al. Predictors of treatment dropout in self-guided web-based interventions for depression: an 'individual patient data' meta-analysis. *Psychol. Med* 2015 Apr 17;45(13):2717-2726. [doi: [10.1017/s0033291715000665](https://doi.org/10.1017/s0033291715000665)]
76. Christensen H, Griffiths K, Farrer L. Adherence in internet interventions for anxiety and depression. *J Med Internet Res* 2009 Apr 24;11(2):e13 [FREE Full text] [doi: [10.2196/jmir.1194](https://doi.org/10.2196/jmir.1194)] [Medline: [19403466](https://pubmed.ncbi.nlm.nih.gov/19403466/)]

Abbreviations

- B-CBT:** blended cognitive behavioral therapy
BDI-II: Beck Depression Inventory II
CBT: cognitive behavioral therapy
CEQ: Credibility and Expectancy Questionnaire
CSQ-8: 8-item Client Satisfaction Questionnaire
DSM-IV-TR: Diagnostic and Statistical Manual of Mental disorders 4th edition text revision
ENTER: e-Mental Health Research
EU: European Union
FtF-CBT: face-to-face cognitive behavioral therapy
M.I.N.I.: Mini-International Neuropsychiatric Interview
OPEN: Odense Patient data Exploratory Network
PHQ-9: 9-item Patient Health Questionnaire
QIDS-16-SR: 16-item Quick Inventory of Depressive Symptomatology Self-Report
SE: standard error
TAI: Technical Alliance Inventory
TAU: treatment as usual
WAI: Working Alliance Inventory-Short Revised
WHO: World Health Organization

Edited by R Kukafka; submitted 18.01.22; peer-reviewed by C Tsai, M Wu; comments to author 10.02.22; revised version received 02.03.22; accepted 15.06.22; published 07.09.22

Please cite as:

Mathiasen K, Andersen TE, Lichtenstein MB, Ehlers LH, Riper H, Kleiboer A, Roessler KK
The Clinical Effectiveness of Blended Cognitive Behavioral Therapy Compared With Face-to-Face Cognitive Behavioral Therapy for Adult Depression: Randomized Controlled Noninferiority Trial
J Med Internet Res 2022;24(9):e36577
 URL: <https://www.jmir.org/2022/9/e36577>
 doi: [10.2196/36577](https://doi.org/10.2196/36577)
 PMID:

©Kim Mathiasen, Tonny E Andersen, Mia Beck Lichtenstein, Lars Holger Ehlers, Heleen Riper, Annet Kleiboer, Kirsten K Roessler. Originally published in the *Journal of Medical Internet Research* (<https://www.jmir.org>), 07.09.2022. This is an open-access article distributed under the terms of the Creative Commons Attribution License (<https://creativecommons.org/licenses/by/4.0/>), which permits unrestricted use, distribution, and reproduction in any medium,

provided the original work, first published in the Journal of Medical Internet Research, is properly cited. The complete bibliographic information, a link to the original publication on <https://www.jmir.org/>, as well as this copyright and license information must be included.