



University of Southern Denmark

Health professionals' attitudes toward religiosity and spirituality: a NERSH Data Pool based on 23 surveys from six continents

Kørup, Alex; Søndergaard, Jens; Alyousefi, Nada A; Lucchetti, Giancarlo; Baumann, Klaus; Lee, Eunmi; Karimah, Azimatul; Ramakrishnan, Parameshwaran; Frick, Eckhard; Büssing, Arndt; Schouten, Esther; Butcher, Wyatt; Hefti, René; Wermuth, Inga; Diego-Cordero, Rocio de; Menegatti-Chequini, Maria Cecilia; Hvidt, Niels Christian

Published in:
F1000Research

DOI:
10.12688/f1000research.52512.2

Publication date:
2021

Document version:
Final published version

Document license:
CC BY

Citation for pulished version (APA):

Kørup, A., Søndergaard, J., Alyousefi, N. A., Lucchetti, G., Baumann, K., Lee, E., Karimah, A., Ramakrishnan, P., Frick, E., Büssing, A., Schouten, E., Butcher, W., Hefti, R., Wermuth, I., Diego-Cordero, R. D., Menegatti-Chequini, M. C., & Hvidt, N. C. (2021). Health professionals' attitudes toward religiosity and spirituality: a NERSH Data Pool based on 23 surveys from six continents. *F1000Research*, 10, Article 446. <https://doi.org/10.12688/f1000research.52512.2>

Go to publication entry in University of Southern Denmark's Research Portal

Terms of use

This work is brought to you by the University of Southern Denmark.
Unless otherwise specified it has been shared according to the terms for self-archiving.
If no other license is stated, these terms apply:

- You may download this work for personal use only.
- You may not further distribute the material or use it for any profit-making activity or commercial gain
- You may freely distribute the URL identifying this open access version

If you believe that this document breaches copyright please contact us providing details and we will investigate your claim.
Please direct all enquiries to puresupport@bib.sdu.dk



RESEARCH ARTICLE

REVISED Health professionals' attitudes toward religiosity and spirituality: a NERSH Data Pool based on 23 surveys from six continents [version 2; peer review: 2 approved]

Alex Kørup ^{1,2}, Jens Søndergaard¹, Nada A Alyousefi³, Giancarlo Lucchetti⁴, Klaus Baumann ⁵, Eunmi Lee^{5,6}, Azimatul Karimah⁷, Parameshwaran Ramakrishnan⁸, Eckhard Frick^{9,10}, Arndt Büssing¹¹, Esther Schouten¹², Wyatt Butcher¹³, René Hefti¹⁴, Inga Wermuth¹⁵, Rocio de Diego-Cordero ¹⁶, Maria Cecilia Menegatti-Chequini¹⁷, Niels Christian Hvidt ^{1,18}

¹Research Unit of General Practice, University of Southern Denmark, Odense, 5000, Denmark

²Department of Mental Health Kolding-Vejle, University of Southern Denmark, Vejle, Region of Southern Denmark, 7000, Denmark

³College of Medicine, King Saud University, Riyadh, 11461, Saudi Arabia

⁴Department of Medicine, Federal University of Juiz de Fora, Juiz de Fora, Brazil

⁵Faculty of Theology, Albert-Ludwig-University, Freiburg, D-79085, Germany

⁶Center for Social Cohesion, Catholic University of Daegu, Daegu, South Korea

⁷Department of Psychiatry, Airlangga University, Surabaya, Indonesia

⁸Graduate Theological Union, University of California, Berkeley, Berkeley, USA

⁹Department of Psychosomatic Medicine and Psychotherapy, Technical University of Munich, Munich, 81675, Germany

¹⁰Munich School of Philosophy, Munich, 80539, Germany

¹¹Institute of Integrative Medicine, University Witten/Herdecke, Herdecke, 58313, Germany

¹²Department of Neonatology, University Hospital Munich, Munich, 80366, Germany

¹³School of Divinity, King's College, University of Aberdeen, Aberdeen, UK

¹⁴Research Institute for Spirituality and Health, University of Bern, Bern, Switzerland

¹⁵Department of Child and Adolescent Psychiatry, Psychosomatics and Psychotherapy, University Hospital Munich, Munich, 80336, Germany

¹⁶Research Group CTS 969 Innovation in Health Care and Social Determinants of Health, University of Seville, Seville, 41009, Spain

¹⁷Department and Institute of Psychiatry, University of São Paulo, São Paulo, 05403-010, Brazil

¹⁸Academy of Geriatric Cancer Research (AgeCare), Odense University Hospital, Odense, 5000, Denmark

v2 First published: 04 Jun 2021, 10:446
<https://doi.org/10.12688/f1000research.52512.1>

Latest published: 21 Sep 2021, 10:446
<https://doi.org/10.12688/f1000research.52512.2>

Abstract

Background

In order to facilitate better international and cross-cultural comparisons of health professionals (HPs) attitudes towards Religiosity and/or Spirituality (R/S) using individual participant data meta-analysis we updated the NERSH Data Pool.

Methods

Open Peer Review

Reviewer Status

Invited Reviewers

1

2

version 2

(revision)

21 Sep 2021

report
report

We performed both a network search, a citation search and systematic literature searches to find new surveys.

Results

We found six new surveys (N=1,068), and the complete data pool ended up comprising 7,323 observations, including 4,070 females and 3,253 males. Most physicians (83%, N=3,700) believed that R/S had “some” influence on their patients’ health (CI95%) (81.8%–84.2%). Similarly, nurses (94%, N=1,020) shared such a belief (92.5%–95.5%). Across all samples 649 (16%; 14.9%–17.1%) physicians reported to have undergone formal R/S-training, compared with nurses where this was 264 (23%; 20.6%–25.4%).




Conclusions

Preliminary analysis indicates that HPs believe R/S to be important for patient health but lack formal R/S-training. Findings are discussed. We find the data pool suitable as a base for future cross-cultural comparisons using individual participant data meta-analysis.

Keywords

Health professionals, Religion, Spirituality, Data pool, International collaboration

Invited Reviewers

	1	2
version 1 04 Jun 2021	 report	
1. Anja Visser  , University of Groningen, Groningen, The Netherlands		
2. Fiona Gardner  , La Trobe University, Bendigo, Australia		

Any reports and responses or comments on the article can be found at the end of the article.

Corresponding author: Alex Kørup (akorup@health.sdu.dk)

Author roles: **Kørup A:** Conceptualization, Data Curation, Formal Analysis, Funding Acquisition, Project Administration, Visualization, Writing – Original Draft Preparation, Writing – Review & Editing; **Søndergaard J:** Conceptualization, Project Administration, Supervision, Writing – Review & Editing; **Alyousefi NA:** Investigation, Writing – Review & Editing; **Lucchetti G:** Funding Acquisition, Investigation, Writing – Review & Editing; **Baumann K:** Conceptualization, Investigation, Writing – Review & Editing; **Lee E:** Investigation, Writing – Review & Editing; **Karimah A:** Investigation, Writing – Review & Editing; **Ramakrishnan P:** Investigation, Writing – Review & Editing; **Frick E:** Conceptualization, Investigation, Writing – Review & Editing; **Büssing A:** Conceptualization, Investigation, Writing – Review & Editing; **Schouten E:** Investigation, Writing – Review & Editing; **Butcher W:** Investigation, Writing – Review & Editing; **Hefti R:** Investigation, Writing – Review & Editing; **Wermuth I:** Investigation, Writing – Review & Editing; **de Diego-Cordero R:** Investigation, Writing – Review & Editing; **Menegatti-Chequini MC:** Investigation, Writing – Review & Editing; **Hvidt NC:** Conceptualization, Investigation, Project Administration, Supervision, Writing – Review & Editing

Competing interests: No competing interests were disclosed.

Grant information: Grants were received from Psykiatriens Forskningsfond (Region of Southern Denmark) and the Brazilian National Council for Scientific and Technological Development (CNPq).

The funders had no role in study design, data collection and analysis, decision to publish, or preparation of the manuscript.

Copyright: © 2021 Kørup A *et al.* This is an open access article distributed under the terms of the [Creative Commons Attribution License](https://creativecommons.org/licenses/by/4.0/), which permits unrestricted use, distribution, and reproduction in any medium, provided the original work is properly cited.

How to cite this article: Kørup A, Søndergaard J, Alyousefi NA *et al.* **Health professionals’ attitudes toward religiosity and spirituality: a NERSH Data Pool based on 23 surveys from six continents [version 2; peer review: 2 approved]** F1000Research 2021, 10:446 <https://doi.org/10.12688/f1000research.52512.2>

First published: 04 Jun 2021, 10:446 <https://doi.org/10.12688/f1000research.52512.1>

REVISED Amendments from Version 1

Abstract->Background: One sentence extended with a precision of the purpose of the article.

Introduction: First paragraph new (moved from previous Discussion) incl. minor changes. The previous first paragraph removed (moved to Methods section). Aims of the article is now more precise.

Methods: In 3rd paragraph we have inserted a clarification about our citation search as requested in peer review.

Methods->Inclusion and exclusion criteria: Name 'samples' changed to 'datasets' as requested in peer review.

Results->Demographics: We now make a clearer distinction between the newly included observations, and the ones that were present in the former version of the data pool.

Limitations: Added new paragraph on the challenges related to heterogeneity between samples.

Through-out the manuscript: Language and grammar check have resulted in several minor changes.

Figures, tables and references have not been altered.

Any further responses from the reviewers can be found at the end of the article

Introduction

Within the research field “R/S and health” several traditional meta-analyses have been published based on both cross-sectional, mixed or longitudinal studies showing varying results although mainly showing a positive correlation.¹ A recent meta-analysis by Garssen *et al.* based on longitudinal studies² also reported a marginal positive association between distinct aspects of religiosity (i.e., participation in public religious activities and importance of religion) and mental health, albeit religiosity was only able to explain 0.6% of the variation in mental health. The limited effect found, and the study conclusion, were later questioned, in part, due to the chosen definition of mental health.³ A further problem was the heterogeneity of indicators of ‘religiosity’. A meta-analysis by Hackney *et al.* based on 34 cross-sectional studies on the relationship between different indicators of religiosity and mental health found religiosity to account for only 1% of the variation in mental health ($r = 0.1$).⁴ The latter meta-analysis also demonstrated that simply by adjusting the definitions of religiosity and psychological adjustment they were able to get a result that either supported a positive, negative or no relationship at all.⁴ Both studies were thoroughly executed and are simply brought to attention here in order to exemplify two important challenges our research field must overcome. The first is the need to continually strive for the improvement of our scientific methods and tools. Below we will argue for a wider usage of meta-analyses based on individual participant data (IPDMA) as one way of mitigating some of the limitations of traditional meta-analysis. Second, we fear that continually separate efforts will be fruitless if researchers fail to develop common conceptual definitions of key concepts within R/S research, and instead keep proposing own definitions and instruments whose face validity are often limited to a local population. We cannot claim to offer a solution to this latter problem, but we argue below for the advantages we ourselves experience through our international and cross-cultural collaboration network.

The aim of this article is to 1) present how international data pooling can enable gold standard research methods like IPDMAs, 2) report the results of a newly updated network, citation and literature search leading to the 3rd version of the NERSH Data Pool, 3) describe characteristics of the data pool, and descriptive statistics of observations’ demographics, 4) report selected details about the physicians and nurses in the data pool regarding their attitudes towards the influence of R/S on patient health, and their degree of training in handling R/S in medicine, and finally 5) to share ideas for future cross-cultural projects.

Background

One important part of R/S in healthcare concerns the R/S of the health professionals delivering care, and their attitudes toward R/S in clinical practice. Quantitative measurement and cross-cultural comparisons of human values and attitudes are notoriously cumbersome and debated,⁵ and probably especially so when the topic of interest lies at the nexus of religiosity, spirituality and health.^{1,6}

Migration and population growth continually change the landscapes of cultures and faiths of the world’s countries⁷ creating new demands of healthcare systems that historically were developed to function within a single belief system (*i.e.* Christian Samaritanism *etc.*). This creates a need for a cross-cultural understanding and adds another challenging factor to this research field, requiring the highest levels of data quality and integrity to limit information bias and optimize statistical measurements.

Comparing research findings have hitherto been difficult because of limited comparability of study designs and study outcome, as described by Garssen *et al.* in their meta-analysis of R/S and mental health where they had to exclude 100 out of 181 eligible studies based on either methodological issues or incompatible study design or outcome measures. These

differences are known throughout this research field and have made data pooling less feasible. Opportunities are missed and statistical analyses of greater precision are left unexplored.

Current differences build upon a history where only two decades ago, research within R/S in healthcare was almost solely based on populations of developed countries, and predominantly adhering to Christian worldviews. Although still dominated by North American and European research,¹ today this research field has roots in countries from all parts of the globe spanning six continents with all major faiths and spiritual orientations. The expansion of this field into other cultures and worldviews has created a more mosaic and complex picture of R/S in medicine world-wide.

Despite national and cultural differences, we believe a common denominator of human existence exists through which we experience and use R/S or secularism, and we find it important to take steps toward distilling those common characteristics within medical care that relate to HPs' R/S. We believe a small step in that direction is to openly and respectfully share data and exchange ideas, as is the purpose of the NERSH Data Pool.

It is our experience that research communities in general have become better at exchanging experiences and sharing research data. The increased interest has been seen in the amount of publications mentioning 'data sharing' in their abstract over the last four decades from 46 in 1980 to 5,960 in 2019;⁸ and this is with good reason, as sharing and pooling research data have been linked to higher research quality,⁹ and have been recognized to forge fruitful research collaborations.^{9,10}

Underlining the arguments for sharing and pooling research data, the current Covid-19 pandemic has shown us, on a historical scale, just how interconnected countries, and cultures, have become, bringing forth the imperative of healthcare systems to support not only cross-cultural care and understanding, but also prioritize international cooperation including sharing and pooling of data.

Methods

In 2015, our international research collaborative Network of Research in Spirituality and Health (NERSH.org) decided to build a large global data pool of health professionals' (HPs) religiosity and/or spirituality (R/S) based on two pre-selected questionnaires.¹ The establishment and evolution of the NERSH collaboration including the NERSH questionnaire have been described elsewhere,¹¹ as are two prior releases of the data pool.^{12,13} The following describes the method of updating this data pool with datasets made available after the release of the 2nd version of the data pool.

Systematic searches

Eligible surveys were found using a combination of a network search (the NERSH collaboration), and both a citation search and a systematic literature review.

The network search utilized the global collaboration of researchers in NERSH. Past, on-going or planned surveys using either the Religion and Spirituality in Medicine, Perspectives of Physicians (RSMPP) questionnaire¹⁴ or the NERSH Questionnaire are the topic of frequent correspondence between collaborators. The NERSH Questionnaire being basically RSMPP with several additions including support for the DUREL index. Also, several research groups have joined the collaboration with a priority to share their survey data once collected and published locally. Local restrictions may apply so that survey data are not released to be included into the data pool until certain criteria are met, why included data are not necessarily added in chronological order.

Citation and literature searches were performed by the first author in the period of January to February 2020. For the citation search we looked up citations in Web of Science referencing eight articles on the original RSMPP-survey published by Curlin in the period 2005 to 2008.¹⁴⁻²¹ The eight articles by Curlin used in the citation search were selected by Hvidt and Kørup in 2016 for the first systematic search. It was important for us to use the exact same approach in this study. Articles were chosen because they all rest on the RSMPP and were the first articles published by Curlin in the years after the RSMPP was published. Looking for publications using the RSMPP we judged it unlikely that at least one of these articles would not be referenced. All citing articles were reviewed on abstract level, and if the data source was the RSMPP, or the data source was unclear based on the title or abstract, the entire article was screened. To ensure we found all surveys

¹In this paper we will use R/S as a broad concept embracing both religiosity and spirituality. Religiosity being defined as the beliefs, practices and experiences pertaining to an organized religion or belief system; where spirituality is defined by a spectrum from evolved humanistic values through striving for an inner truth to contact with the transcendent. When we use them in unison here it is because this makes the most sensitive measure, and because we lack more specific definitions that are globally accepted. This is also the notation used in the original RSMPP questionnaire and the updated NERSH Questionnaire.

based on the RSMPP, and to also find potential surveys based on the more recent NERSH Questionnaire, our search strategy also included a literature search in Google Scholar, Web of Science, Embase, Medline and PsychInfo using the search strings in Table 1. Survey data already included in the data pool were ignored. All searches were limited to English productions, and as the previous version of the data pool was based on the same search strategy in 2016, we only assessed publications from the year 2016 and forth.

Inclusion and exclusion criteria

We only included data on health professionals based on either of the two questionnaires: Religion and Spirituality in Medicine, Perspectives of Physicians (RSMPP)¹⁴ or NERSH Questionnaire,¹¹ the latter being a further development of

Table 1. Citation search and literature searches performed January-February 2020. Results limited to publication year 2016 and later.

Citation search in Web of Science	Found articles
Curlin, F.A.; Lantos, J.D.; Roach, C.J.; Sellergren, S.A.; Chin, M.H. Religious characteristics of U.S. physicians: a national survey. <i>J. Gen. Intern. Med.</i> 2005, 20, 629-634.	129
Curlin, F.A.; Chin, M.H.; Sellergren, S.A.; Roach, C.J.; Lantos, J.D. The Association of Physicians' Religious Characteristics with their Attitudes and Self-reported Behaviors regarding Religion and Spirituality in the Clinical Encounter. <i>Med. Care</i> 2006, 44, 446-453.	107
Curlin, F.A.; Dugdale, L.S.; Lantos, J.D.; Chin, M.H. Do religious physicians disproportionately care for the underserved? <i>Ann. Fam. Med.</i> 2007, 5, 353-360.	34
Curlin, F.A.; Lawrence, R.E.; Chin, M.H.; Lantos, J.D. Religion, Conscience, and Controversial Clinical Practices. <i>The New England Journal of Medicine</i> 2007, 356, 593-600.	200
Curlin, F.A.; Lawrence, R.E.; Odell, S.; Chin, M.H.; Lantos, J.D.; Koenig, H.G.; Meador, K.G. Religion, spirituality, and medicine: psychiatrists' and other physicians' differing observations, interpretations, and clinical approaches. <i>Am. J. Psychiatry</i> 2007, 164, 1825-1831.	94
Curlin, F.A.; Odell, S.V.; Lawrence, R.E.; Chin, M.H.; Lantos, J.D.; Meador, K.G.; Koenig, H.G. The relationship between psychiatry and religion among U.S. physicians. <i>Psychiatr. Serv.</i> 2007, 58, 1193-1198.	66
Curlin, F.A.; Sellergren, S.A.; Lantos, J.D.; Chin, M.H. Physicians' Observations and Interpretations of the Influence of Religion and Spirituality on Health. <i>Arch. Intern. Med.</i> 2007, 167, 649-654.	72
Curlin, F.A.; Nwodim, C.; Vance, J.L.; Chin, M.H.; Lantos, J.D. To die, to sleep: US physicians' religious and other objections to physician-assisted suicide, terminal sedation, and withdrawal of life support. <i>Am. J. Hosp. Palliat. Care</i> 2008, 25, 112-120.	61
Literature search	Found articles
Google Scholar "Religion and Spirituality in Medicine: Physicians' Perspectives"	33
Web of Science "TOPIC:(((questionn* OR survey* OR cross-section* OR national sample*) AND (religious OR religio* OR spiritual* OR religiosity) near/3 (professional* OR physician* OR psychiatrist* OR doctor* OR staff* OR (nurs* or medic*) near/3 (professor*))))"	421
Embase + Embase Classic (Ovid®) "(((questionn* or survey* or cross-section* or national sample*) and (religious or religio* or spiritual* or re-ligiosity)) adj3 (professional* or physician* or psychi-atris* or doctor* or staff* or ((nurs* or medic*) adj3 professor*))).mp. [mp=title, abstract, heading word, drug trade name, original title, device manufacturer, drug manufacturer, device trade name, keyword]"	2,036
Medline (Ovid®) "(((questionn* or survey* or cross-section* or national sample*) and (religious or religio* or spiritual* or re-ligiosity)) adj3 (professional* or physician* or psychi-atris* or doctor* or staff* or ((nurs* or medic*) adj3 professor*))).mp. [mp=title, abstract, original title, name of substance word, subject heading word, key-word heading word, protocol supplementary concept word, rare disease supplementary concept word, unique identifier]"	1,348
PsychInfo (Ovid®) "(((questionn* or survey* or cross-section* or national sample*) and (religious or religio* or spiritual* or re-ligiosity)) adj3 (professional* or physician* or psychi-atris* or doctor* or staff* or ((nurs* or medic*) adj3 professor*))).mp. [mp=title, abstract, heading word, table of contents, key concepts, original title, tests & measures]"	1,091

the first. Customized versions were accepted if they were mainly the RSMPP or NERSH Questionnaire. Exclusion criteria were: Observations that were missing information on gender or only contained empty answers were excluded. Also, We also excluded observations who had entered we set a minimum an age of less than 18 years.

Building the NERSH Data Pool

The data pool versions were created consecutively upon earlier releases. Thus, only new datasets not already included in the 2nd version were added to the 3rd version. All importations were based on original raw datasets sent to us by the local researchers. Data were sent to us in various data formats (Stata, RRID:SCR_012763; IBM SPSS, RRID:SCR_002865; or Microsoft Excel, RRID:SCR_016137), and all were converted into Stata datasets (.dta) before import. For an open-access alternative to the statistical software the R Project for Statistical Computing (RRID:SCR_001905) can perform equivalent analyses. In case interpretation of the raw data was not straightforward, or vital information could not be extracted from published articles, the relevant researchers were contacted by e-mail or phone until the issue was resolved.

The data pool was created to comprise a total of 98 variables, of which 76 stem from the RSMPP, two are part of the DUREL-index not included (in complete form) in the RSMPP, and the remaining 20 variables are calculated variables aiding study categorization and usage of the included scales.

A codebook was created documenting available original and calculated variables and scales.²²

Data security and ethical considerations

All observations in the data pool have been anonymized. The data pool is physically located in a secure server environment in Odense, Region of Southern Denmark, and containing only anonymized data upholds the latest security requirements of the General Data Protection Regulation (GDPR) of the European Union. The project was approved by the University of Southern Denmark Research & Innovation Organization (reg.nr: 10.312).

Results

Systematic searches

For the network search, knowledge about past or on-going research projects within the NERSH group were assessed. We knew from an earlier query that Baumann and Lee were in possession of survey data from 138 German chaplains using the NERSH Questionnaire from 2012 to 2014, and that their data had now been approved to be included into the NERSH Data Pool.²³ Also, a Swiss data sample of 104 general practitioners from a survey by Hefi *et al.* in 2015 was now available.²⁴ The Swiss survey was published in German language and would thus not have been found by the citation or literature searches.

The eight citation searches performed found a total of 763 hits including many duplicates. References were screened by the first author who identified three eligible surveys that were based on parts of the original RSMPP. A survey by Cordero *et al.* from Seville, Spain, examined 75 graduate students (nurses, podiatrists and physiotherapists) using the RSMPP and the DUREL index in 2017,²⁵ and the same research group also examined Portuguese nursing students in 2016 using the same questionnaires.²⁶ In addition, Menegatti-Chequini *et al.* in performed two surveys of psychiatrists in 2013–2014, a local facility sample in São Paulo (N = 84), and a nation-wide sample among members of the Brazilian Psychiatric Association (N=508) using a questionnaire based on the RSMPP.^{27,28} Details of the citation search hits are found in [Table 1](#).

The literature search resulted in a total of 4,929 hits. Restricting the search to articles published 2016 or later reduced the count to 1,133 hits. 20 articles were retrieved in full length but did not prove eligible. In summary, the literature search did not find any eligible surveys not already found by the network and citation searches.

In total, six new surveys were eligible to import into the NERSH Data Pool. The researchers were contacted and invited to submit their original data, and all agreed with written confirmation. The surveys varied from surveys sampled across an entire nation to surveys done at a single facility or hospital. The study with Spanish nursing students (Cordero, 2019) was sampled among graduate students from The Faculty of Nursing, Podiatry and Physiotherapy in Seville.²⁵ By the same research group, the Portuguese nursing students (Cordero, 2018) were 3rd- and 4th-year students from the School of Health of University of Algarve and School of Health of Polytechnic Institute of Santar.²⁶ The data on German hospital chaplains were collected in a nation-wide survey by Lee *et al.*,²³ while the Swiss sample of General practitioners was a random sample from the region of Bale and Aarau by Hefi *et al.*²⁴ From Menegatti-Chequini *et al.* we received two samples, the first based on a survey sent to members of the Brazilian Psychiatry Association (ABP) and an additional sample from a single psychiatric department Instituto de Psiquiatria, Hospital das Clínicas, Faculdade de Medicina, Universidade de São Paulo (IPqHC-FMUSP). Duplicates from the ABP and IPqHC-FMUSP samples were removed.

Table 2. Study name, country, age, gender and occupational characteristics of respondents.

Author/study*	Country	Sample year	Age		Gender		Occupation									
			Mean	SD	Female (%)	Male (%)	Physician**	Mid-wife	Nursing	Psychologist	Other therapist	Chaplain	Student	Other		
Curlin, 2005	USA	2002	49.0	8.3	300 (26)	842 (74)	1,142	0	0	0	0	0	0	0	0	0
Schouten-Wermuth, 2016 [†]	Germany	2014	38.9	10.3	1,398 (88)	195 (12)	515	286	636	18	1	0	0	0	0	46
Kuseyri, 2016 [†]	Germany	2016	33.4	8.4	79 (66)	41 (34)	73	0	9	0	2	0	0	0	10	9
Hvidt-Frick, 2016	Germany	2014	34.8	11.4	132 (71)	53 (29)	48	0	125	0	0	5	0	0	0	6
Büssing, 2014 ^{††}	Austria	2014	39.7	11.0	132 (71)	53 (29)	28	0	113	0	0	0	0	0	0	28
van Randwijk, 2018	Denmark	2012	48.9	12.5	387 (42)	524 (56)	911	0	0	0	0	0	0	0	0	0
Lee, 2013	Germany	2011	39.9	10.8	252 (63)	145 (37)	121	0	160	32	41	0	0	0	0	32
Al-Yousefi, 2012	Saudi Arabia	2010	36.6	9.2	97 (43)	128 (57)	225	0	0	0	0	0	0	0	0	0
Tomasso, 2011	Brazil	2010	31.5	8.7	132 (90)	14 (10)	0	0	146	0	0	0	0	0	0	0
Münzger, 2017 [†]	Switzerland	2016	54.4	9.7	25 (32)	54 (68)	79	0	0	0	0	0	0	0	0	0
Butcher, 2013 [†]	New Zealand	2012	n/a***		39 (35)	73 (65)	112	0	0	0	0	0	0	0	0	0
Ramakrishnan, 2014	India	2012	32.5	10.8	161 (57)	121 (43)	282	0	0	0	0	0	0	0	0	0
Ramakrishnan, 2014	Indonesia	2010	29.2	3.8	65 (54)	55 (46)	120	0	0	0	0	0	0	0	0	0
Mukwayakala, 2018 [†]	Congo	2012	35.2	7.9	28 (25)	84 (75)	112	0	0	0	0	0	0	0	0	0
Lucchetti, 2016	Brazil	2012	37.7	11.1	49 (25)	145 (75)	194	0	0	0	0	0	0	0	0	0
Lucchetti 2018 ^{††}	Brazil	2018	28.5	3.4	102 (60)	69 (40)	171	0	0	0	0	0	0	0	0	0
Lee, 2019	South Korea	2015	34.0	9.4	194 (69)	87 (31)	42	0	130	28	1	0	0	0	0	0

Table 2. *Continued*

Author/study*	Country	Sample year	Age		Gender		Occupation									
			Mean	SD	Female (%)	Male (%)	Physician**	Mid-wife	Nursing	Psychologist	Other therapist	Chaplain	Student	Other		
Cordero, 2019	Spain	2018	28.0	6.9	48 (64)	27 (36)	0	0	0	0	0	0	0	0	75	0
Cordero, 2018	Portugal	2016	21.9	3.4	134 (85)	24 (15)	0	0	0	0	0	0	0	0	158	0
Lee, 2015	Germany	2014	54.2	7.5	48 (35)	90 (65)	0	0	0	0	0	0	0	138	0	0
Hefti, 2018	Switzerland	2014	53.8	9.7	31 (30)	74 (70)	105	0	0	0	0	0	0	0	0	0
Menegatti-Chequini, 2019	Brazil	2014	45.6	9.8	32 (38)	52 (62)	84	0	0	0	0	0	0	0	0	0
Menegatti-Chequini, 2016	Brazil	2014	48.4	11.9	205 (40)	303 (60)	508	0	0	0	0	0	0	0	0	0
Total			41.4	12.5	4,070 (56)	3,253 (44)	4,872 (68.6%)	286 (4.0%)	1,319 (18.6%)	78 (1.1%)	45 (0.6%)	143 (2.0%)	243 (3.4%)	121 (1.7%)		

Note. * First publication of local sample if any, if not published the name of the head researcher and sample year is used. ** Broad definition of physician including MDs undergoing residency or specialty training. *** Age group of respondents available but not reported here. † Thesis. †† Not published locally, sampling year used for identification.

Demographics

After applying exclusion criteria, a total of 1,068 unique observations were added to the NERSH Data Pool. The entire 3rd version of the data pool ended up comprising 7,323 observations, including 4,070 females and 3,253 males. Mean age (SD) was 41.4 (12.5). Looking at the entire data pool response rates ranged from 18% (116 responses out of 642 questionnaires sent in New Zealand with no possibility for follow-up on non-responders) to 95% (Brazil) and 99% (Indonesia), the latter two secured due to tight follow-up including personal meetings and encouragements to complete the forms. Crude response rate was 54.7% for all currently included studies.

After inclusion of the found datasets the complete data pool comprised 4,872 physicians, 1,319 nurses, 286 midwives and other HP occupations in smaller numbers (see [Table 2](#) for details). Medical specialties were categorized by major specialty groups ([Table 3](#)). The largest group of specialties were gynecology/obstetrics with 1,788 participants mainly from the German sample from perinatal care professionals, followed by 1,591 working in psychiatry, 953 from Internal Medicine, 842 from general practice, 447 from surgical specialties, 236 within pediatric medicine, and 143 from paraclinical specialties (*i.e.* laboratory sciences and supportive branches of medicine not directly involved patient care).

Almost all health professionals supplied information about their religious affiliation (N = 7,158; 97.7%). If the responder did not want to supply this information the answer was treated as missing. All questionnaires had a “No affiliation” option, and some also included the options “None”, “Atheism” and/or “Agnosticism”. These options were all grouped together based on their common denominator of not being affiliated with a religion. Answers of religious affiliation were categorized in groups of the major faiths: Buddhism, Hinduism, Judaism, Mormonism, Islam and Christianity. Christian denomination (*i.e.* Orthodoxy, Catholicism or Protestantism) was registered for samples providing this information. Answers that did not fit any of these groups were placed in the “Other” group.

Religious affiliations from predominantly Islamic cultures were almost entirely Muslim (Saudi Arabia 100% and Indonesia 86%), whereas Hinduism was predominant in the Indian sample, N = 195; 71%.

Looking at the entire data pool the largest group was Christian denominations (N = 4,189; 59%), represented in all samples apart from the sample from Saudi Arabia. The second largest was the group of responders that declared themselves not affiliated with a religion, atheist or agnostic (N = 1,529; 21%). Muslims comprised the third largest group in the data pool (N = 504; 7%) ([Table 4](#)).

Influence of R/S on patient health

Responders were asked about the potential influence of R/S on patient health in general. Across all samples 3,700 physicians answered this question, of which 1,767 (48%, CI95% 46.4%–49.6%) replied that R/S has “Much” or “Very much” influence on patient health ([Figure 1](#)). The number of physicians believing that R/S has at least “Some” influence on patient health was 3,078 (83%, 81.8%–84.2%). In comparison, for 1,020 nurses these proportions were 658 (65%, 62.1%–67.9%) and 955 (94%, 92.5%–95.5%) respectively. Due to the large between-group heterogeneity, statistical significance test of differences was not feasible.

R/S Training of HPs

Across all samples 649 (% , CI95%) (16%, 14.9%–17.1%) physicians reported to have undergone any formal training regarding R/S in medicine with the lowest proportion was 4% (Lucchetti, 2016) and the highest 28% (Ramakrishnan, India, 2014). For nurses this amounted to 264 (23%, 20.6%–25.4%) ranging from 18% (Schouten-Wermuth, 2016) to 35% (Hvidt-Frick, 2014) ([Figure 2](#)).

Discussion

Our discussion here will focus first on the reported statistics and general composition of the data pool, and second, we will discuss the objectives behind building the NERSH Data Pool.

Data pool characteristics

Using both network, citation and systematic literature searches we found six new survey samples based on the RSMPP or NERSH Questionnaire, which were added to the preexisting second version of the data pool, now released as the NERSH Data Pool 3.0. Here we have presented the demographics of the complete data pool and select variables regarding attitudes toward influence of R/S on patient health, and whether responders had any formal training in R/S in medicine.

The included samples were collected in very distinct locations, some were collected from national organizations, and others were collected at single facilities. The cultures and religious landscapes of the represented countries differ, and

Table 3. Distribution of grouped medical specialties in the studies*. Students not included.

Study/Medical specialty	Medical	GP	Obst/ gyn	Surgical	Para-clinical	Pediatric	Psychiatry	Other	Total
Curlin, 2005	314	304	80	118	45	147	100	34	1,142
Schouten-Wermuth, 2016	0	0	1,593	0	0	0	0	0	1,593
Kuseyri, 2016	29	0	5	21	0	9	9	28	101
Hvidt-Frick, 2014	116	0	0	38	0	0	0	28	182
Büssing, 2014	66	0	0	37	0	0	0	60	163
van Randwijk, 2018	145	209	31	132	34	17	43	12	623
Lee, 2013	0	0	0	0	0	0	397	0	397
Al-Yousefi, 2012	70	73	31	30	0	21	0	0	225
Münger, 2017	0	79	0	0	0	0	0	0	79
Butcher, 2013	0	0	0	0	0	0	112	0	112
Ramakrishnan (India), 2014	17	49	11	9	50	11	45	33	225
Ramakrishnan (Indoensia), 2014	8	23	7	25	14	2	1	17	97
Lucchetti, 2016	146	0	10	26	0	12	0	0	194
Lucchetti, 2018	42	0	20	11	0	17	11	70	171
Lee, 2019	0	0	0	0	0	0	281	0	281
Hefli, 2018	0	105	0	0	0	0	0	0	105
Menegatti-Chequini, 2019	0	0	0	0	0	0	84	0	84
Menegatti-Chequini, 2016	0	0	0	0	0	0	508	0	508
Total	953 (15.2%)	842 (13.4%)	1,788 (28.5%)	447 (7.1%)	143 (2.3%)	236 (3.8%)	1,591 (25.3%)	282 (4.5%)	6,282 (100%)

Note. * The samples of Brazilian nurses (Tomasso, 2010) and physicians from Congo (Mukwayakala, 2018) contained no information about medical specialty. Also, medical specialty was not mandatory in all surveys, thus totals may differ from actual sample sizes.

Table 4. Distribution of religious affiliations in the studies.

Study/Religious affiliation	No affiliation*	Buddhist	Hindu	Jewish	Mormon	Muslim	Christian	Other	Total
Curlin, 2005	114	12	53	181	17	33	636	79	1,125
Schouten-Wermuth, 2016	409	6	0	1	0	13	1,077	1	1,507
Kuseyri, 2016	22	0	0	0	0	78	1	1	102
Hvidt-Frick, 2014	52	0	0	0	0	0	123	8	183
Büssing, 2014	29	0	0	0	0	0	148	6	183
van Randwijk, 2018	185	2	1	0	0	6	688	17	903
Lee, 2013	122	7	0	0	0	5	244	19	397
Al-Yousefi, 2012	0	0	0	0	0	225	0	0	225
Tomasso, 2010	17	2	0	0	0	0	98	29	146
Münger, 2017	8	1	1	2	0	1	66	0	79
Butcher, 2013	53	3	4	0	0	0	40	4	106
Ramakrishnan (India), 2014	8	1	195	0	0	37	35	0	276
Ramakrishnan (Indonesia), 2014	0	0	2	0	0	103	15	0	120
Mukwayakala, 2018	0	0	0	0	0	0	100	0	100
Lucchetti, 2016	9	0	0	0	0	0	163	22	194
Lucchetti, 2018	25	0	0	0	0	0	117	27	169
Lee, 2019	151	36	0	0	0	0	93	1	281
Cordero, 2019	37	0	0	0	0	1	33	4	75
Cordero, 2018	71	2	0	0	0	0	68	14	155
Lee, 2015	0	0	0	0	0	0	138	0	138
Hefli, 2018	19	0	0	2	0	2	80	0	103
Menegatti-Chequini, 2019	35	0	0	0	0	0	33	15	83
Menegatti-Chequini, 2016	163	0	0	0	0	0	193	152	508
Total	1,529 (21.4%)	72 (1.0%)	256 (3.6%)	186 (2.6%)	17 (0.2%)	504 (7.0%)	4,189 (58.5%)	399 (5.6%)	7,158 (100%)

Note. * Including atheists and agnostics.

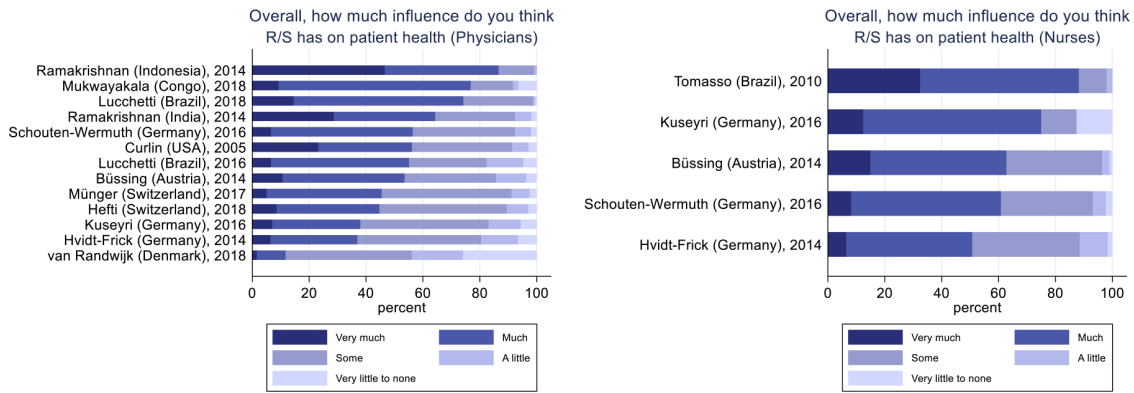


Figure 1. Physicians' and nurses' opinion about the influence of R/S on patient health. Physicians, N = 3,700. Nurses, N = 1,020.

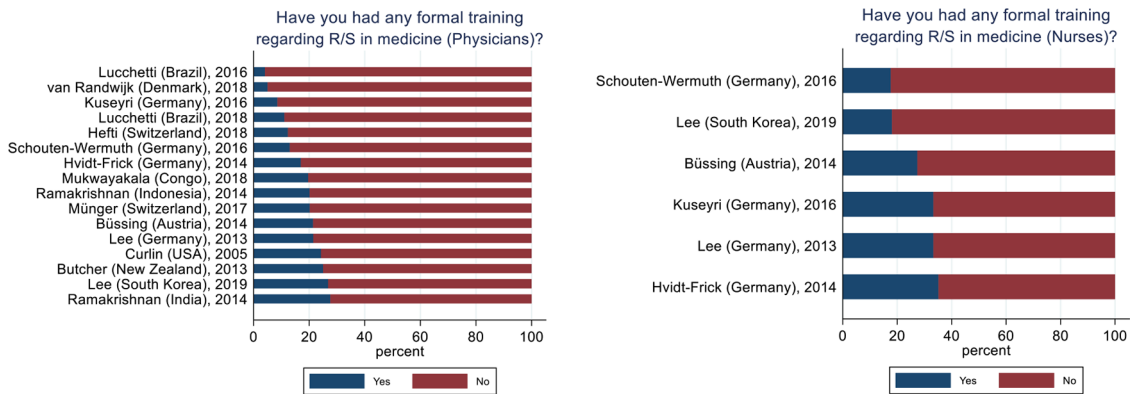


Figure 2. Physicians' and nurses' formal training in R/S. Physicians, N = 3,987. Nurses, N = 1,158.

participants' attitudes are likely affected thereof. Some samples include only HPs of a specific profession (*i.e.* only physicians, nurses or chaplains), where others included a variety of health professions.

The heterogeneity between studies was expected as part of the design and is the reason why it did not make sense to test between-sample differences of descriptive variables. As expected, when looking at attitudes toward potential influence of R/S on patient health, we see large variations between studies, and based on the 95% confidence intervals nurses more often reported this influence on patient health than the physicians did. This is in line with earlier research on differences in nurses' and physicians' attitudes toward R/S,^{29,30} although we must underline that the crude descriptive findings reported here are at study-level and not controlled for within-study confounders. This was beyond the scope of this descriptive analysis of the data pool.

Also, the reported R/S training of the physicians and nurses in the data pool varied largely. Again, we read two important points out of this. 1) Physician and nurses are largely under-educated when it comes to handling R/S in the clinical setting (*i.e.* 16% and 23% respectively had some education, leaving approximately four out of five physicians and nurses as having no formal education in this matter). We have no information about the degree or length of educations that were reported. 2) Large differences between sample may signify how the focus on R/S education local is influenced by local culture.

MA's and IPDMAs

Traditional meta-analyses (MA's) are the recommended approach when comparing results of several studies. MA's examining HPs' attitudes in clinical practice are still scarce, and IPDMAs even more so.

In this study we have reported how we have built a pool of individual HP survey responses that enables us to perform IPDMA. Already a single recent IPDMA study compared the religiosity of physicians from seven countries, and their

self-reported influence of their religiosity on their clinical practice. Religiosity and influence of religious beliefs were most pronounced in India, Indonesia, and a European faith-based hospital. Half (50%) of the physicians examined reported being influenced that their work as a physician was influenced by their own religiosity.³¹ Using individual participant data, the authors were able to conduct a sensitivity analysis of potential confounders at sample level, and thus demonstrated the potential of this data pool.

Koenig *et al.* recently expressed detailed concerns about the biases introduced when using meta-analyses within R/S research.³ They describe R/S and mental health research as a social science where meta-analyses should only be used to describe heterogeneity and not as much searching for consistency and generalizability of study findings across populations. Koenig *et al.* highlights several common critique points of MAs including when studies measure different variables, incomplete or unstandardized results, inability to account for inter-study variation, heterogeneity due to broad inclusion criteria without the possibility to limit the analysis to sub-groups within the samples, and susceptibility to the ecological fallacy. All these critique points are mitigated by the improved IPDMA-design, which we enable when collecting individual participant data.³²

Meta-analyses are considered one of the gold standards behind evidence-based health care, and the number of published meta-analyses have increased markedly over the last decades although average study quality has been questioned.³³ One of the caveats is that when collections of samples are very heterogeneous, comparisons of variables using a traditional meta-analysis design are likely to lead to biased results if within-sample confounders are not controlled for at the individual-level (*i.e.* ecological fallacy).³⁴ This fallacy is suspected to bias interpretations of meta-analyses where individual participant data were not available to the researchers, who thus had to rely on simple aggregated effect measures of the included studies (*i.e.* at study-level). Sometimes effect measures even differ between the included studies, hence they must be converted to a common effect measure by meta-analysis researchers. This introduces yet another step in the meta-analysis and thus a risk for bias/error.

Koenig *et al.* also problematized the risks introduced when study results are reduced to a single value.³ For the social and health sciences this is however a key concept that has driven scientific research to where it is today. This is not saying that this reductionism does not include biases and caveats that researchers must understand and respect in their interpretation of their results. Especially within psychometrics (*i.e.* regarding R/S and mental health) measurements may lack the validity and reliability compared to measurements from more objective sciences. Still limited by these known biases, psychometrics have not only made quantifiable scientific comparisons possible within mental health research, but have also generated a wealth of crucial clinical instruments positively affecting lives and disease courses of patients, some examples are scales for measuring severity of mental illnesses during treatment like Hamilton Depression Rating Scale,³⁵ Global Assessment of Functioning,³⁶ IQ tests like WAIS-VI³⁷ and more. Measuring aspects of R/S is notoriously difficult, mostly due to the personal and subjective dimensions that are natural parts of R/S experiences. Challenges caused by imprecise measurements, and/or attempts to compare results from studies using different or custom instruments (*i.e.* comparing apples and oranges) does not implicitly negate those instruments, but rather demonstrate a lack of collaboration amongst researchers of this field.

We thus believe, that the use of an instrument, or scientific method like meta-analyses, that over time has demonstrated its ability to advance health care and/or enrich the research thereof, should not be discontinued because of its imprecisions before another instrument or scientific method with improved characteristics are suggested to take its place.

Assimilating research designs and measurements

It has been argued that MAs are so complex that mistakes are inevitable.³³ We truly acknowledge the difficulty in conducting MAs, and most likely not a single MA is 100% perfect. Still, this is not an argument against using this method, because the argument of embedded error is applicable to practically most research methods including both quantitative and qualitative methods. Planning and deciding on research designs, deciding how to collect and filter the data, how strictly to enforce an interview guide, the handling of missing answers/observations, the weighing of pros and cons of different statistical strategies for analysis, choosing which statistics to report and how to interpret them. These are just some examples where research projects are susceptible to subjective decisions by human researchers that are prone to make mistakes and bad judgements. Rather than giving up on these methods we believe this calls for our continuing focus on our own human biases, and also for the need to systematize research methods using internationally recommended gold standards (like PRISMA) that precisely aims to document and limit these errors.³⁸ Also, instead of limiting research on R/S and health to theological and qualitative methods, we should welcome diverse and mixed research strategies, all adding valuable perspectives on a theoretical common consensus among researchers. This way we will continually equip ourselves with the latest and best instruments, with which we will attempt to prove or disprove the current hypotheses

about how R/S is related to patient health and health care in general. Only this way can we make reason for decision makers to level the importance of R/S in health care with other central health topics crucial for patient health and well-being.

Like any other scientific research design, IPDMA has weaknesses, the largest being heterogeneity, which is largely caused by differences in sampling (location, culture, profession and sampling method), and differences in subjective judgements in the local samples.

Still, pooling survey data in the NERSH Data Pool will enable us to perform meta-analyses using the individual data of survey participants. In summary IPDMA carries both statistical and clinical advantages over regular traditional MA.^{32,39} Some advantages include: 1) the ability to utilize data from yet unpublished studies and or outcome measures thus reducing publication bias; 2) standardized statistical analysis across studies; 3) ability to perform analysis on sub-groups participants (*i.e.* certain religious affiliations, occupations or medical specialties); 4) ensure consistent inclusion and exclusion criteria; 5) standardized handling of missing values across samples; and 6) overcoming the ecological fallacy of traditional meta-analysis by enabling analysis at the individual level.³⁴

Conclusions

The above results and discussion highlight several important prerequisites for this research field, and we argue in favor of the following. 1) The psychometric constructs within R/S should be measured only with validated and broadly accessible instruments. 2) Ideally, researchers should stick to the same validated instruments. Even an average measure with known limitations, and used by everyone, is worth much more to this research field than a more precise measure used only by the few. 3) International and cross-cultural collaborations should be developed in order to bring researchers together. Our own experience from the NERSH-collaboration networking across national borders, and not least cultures, states and promotes a whole-hearted respect of each other's worldviews, while cultivating an assimilated professional work ethic that demands the highest scientific standards. 4) We highly recommend sharing research data, in order to utilize statistical analysis of greater power at the individual level (*i.e.* enabling IDPMA). We see the advantages of this within the niche of HPs R/S through the NERSH Data Pool, but data pooling like this could lift the entire research field of "R/S and health" and "Spiritual care" into a new era of scientific research.

The NERSH Data Pool of health professionals' attitudes towards R/S in medicine is our attempt to help lift the quality of meta-analyses within this field. We have no knowledge about a similar data pool, and we look forward to test and retest hypotheses about R/S in medicine using its qualities.

Limitations

Large between-samples heterogeneity was expected due to differences in sampling and culture of the background populations. Due to the reduced external validity, any attempt to compare local survey results must be done with caution and should control for within-sample confounders. Meta-analyses should use random-effects modeling.

We know from another project/article (currently undergoing peer-review elsewhere) that we can reduce the between-study heterogeneity by grouping the physicians by medical specialty. Further stratification of the health professionals in the data pool would likely further reduce the heterogeneity making comparisons more feasible. A disadvantage of this approach would be the risk of diluting a potential effect by creating small groups. However, the current article is not a meta-analysis, and we have chosen to report the complete content of the data pool here. Another and more long-term strategy to reduce heterogeneity would be to reduce methodological biases of sampling of future datasets. This could be done for instance by ensuring thorough cross-cultural validation of local questionnaires including qualitative feedback from health professionals who completed the questionnaire, ensuring that responders are presented with explaining definitions of central terms and concepts referenced in the questionnaire, and unifying the planning and execution of the local surveys internationally.

We have not been able to control for cohort effects because none of the samples have performed a follow-up survey.

The 2012 survey of Brazilian physicians⁴⁰ was based on interviews rather than self-administered questionnaires, which may have led respondents to give less extreme answers in fear of stigmatization. Contrary, it may be argued that face-to-face interviews limit acquiescence bias where responders tire out in written questionnaires and give the same answer to multiple subsequent questions.

Perspectives

Researching and developing spiritual care at a national level is as important as ever, but it is not until we undertake the challenge of understanding international and cross-cultural differences that we can hope to truly develop our own

culturally framed healthcare system. Also, we support that both researchers and health care stakeholders take candid and openhearted interest in healthcare systems from other cultures in order to allow a united and global growth in healthcare.

Future work and clinical implications

In the near future, we will use the described data pool to test and retest hypotheses about R/S in medicine using IPDMA designs. Some planned analyses are: 1) the association of HPs' attitudes and self-reported behavior regarding R/S in the clinical encounter; 2) R/S characteristics and attitudes of physicians from different medical specialties; and 3) Attitudes of HPs considering controversial ethical situations in healthcare.

We believe this work will better our understanding of how HPs values work in clinical practice, and aiding the development of R/S curricula that will help HPs learn how to incorporate spiritual care into their treatment of patients from any culture, and despite potentially differing world-views.

Invitation to collaborate

Please contact last author (NCH) if you are interested in joining the NERSH collaboration.

Data availability

Extended data

Open Science Framework: Extended data for 'Health professionals' attitudes toward religiosity and spirituality: a NERSH Data Pool based on 23 surveys from six continents'. <http://doi.org/10.17605/OSF.IO/J79PT>.¹⁹

This project contains the following extended data:

- NERSH Data Pool 3.0 Codebook. Excel file describing the structure, variables and scales included in the NERSH Data Pool 3.0. The file also includes an overview of the 23 samples included.

Data are available under the terms of the [Creative Commons Zero "No rights reserved" data waiver](#) (CC0 1.0 Public domain dedication).

References

1. Koenig H, Koenig HG, King D, et al.: *Handbook of religion and health*. Oup Usa; 2012.
2. Garssen B, Visser A, Pool G: **Does Spirituality or Religion Positively Affect Mental Health? Meta-analysis of Longitudinal Studies**. *Int J Psychol Relig*. 2020; 1–17. [Publisher Full Text](#)
3. Koenig HG, Hill TD, Pirutinsky S, et al.: **Commentary on "Does Spirituality or Religion Positively Affect Mental Health?"**. *Int J Psychol Relig*. 2020; 1–18. [Publisher Full Text](#)
4. Hackney CH, Sanders GS: **Religiosity and Mental Health: A Meta-Analysis of Recent Studies**. *J Sci Study Religion*. 2003; 42(1): 43–55. [Publisher Full Text](#)
5. Hall DE, Koenig HG, Meador KG: **Conceptualizing "Religion": How Language Shapes and Constrains Knowledge in the Study of Religion and Health**. *Perspect Biol Med*. 2004; 47(3): 386–401. [PubMed Abstract](#) | [Publisher Full Text](#)
6. la Cour P, Hvidt NC: **Research on meaning-making and health in secular society: secular, spiritual and religious existential orientations**. *Brazilian J Soc Sci Med*. (1982) 2010; 71(7): 1292–9. [PubMed Abstract](#) | [Publisher Full Text](#)
7. Pew Research Center: **The Changing Global Religious Landscape**. 2017.
8. Hulslen T: **Sharing Is Caring—Data Sharing Initiatives in Healthcare**. *Int J Environ Res Public Health*. 2020; 17(9): 3046. [PubMed Abstract](#) | [Publisher Full Text](#) | [Free Full Text](#)
9. Institute of Medicine (IOM): **Sharing clinical research data: Workshop summary**. 2013.
10. Popkin G: **Data sharing and how it can benefit your scientific career**. *Nature*. 2019; 569(7756): 445–7. [PubMed Abstract](#) | [Publisher Full Text](#)
11. Hvidt NC, Kørup AK, Curlin FA, et al.: **The NERSH International Collaboration on Values, Spirituality and Religion in Medicine: Development of Questionnaire, Description of Data Pool, and Overview of Pool Publications**. *Religions*. 2016; 7(8): 107. [Publisher Full Text](#)
12. Kørup AK, Nielsen CT, Søndergaard J, et al.: **The International NERSH Data Pool—A Methodological Description of a Data Pool of Religious and Spiritual Values of Health Professionals from Six Continents**. *Religions*. 2017; 8(2): 24. [Publisher Full Text](#)
13. Kørup AK, Søndergaard J, Alyousefi NA, et al.: **The International NERSH Data Pool of Health Professionals' Attitudes Toward Religiosity and Spirituality in 12 Countries**. *J Relig Health*. 2020. [PubMed Abstract](#) | [Publisher Full Text](#)
14. Curlin FA, Lantos JD, Roach CJ, et al.: **Religious characteristics of U.S. physicians: a national survey**. *J Gen Intern Med*. 2005; 20(7): 629–34. [PubMed Abstract](#) | [Publisher Full Text](#) | [Free Full Text](#)
15. Curlin FA, Chin MH, Sellergren SA, et al.: **The Association of Physicians' Religious Characteristics with their Attitudes and Self-reported Behaviors regarding Religion and Spirituality in the Clinical Encounter**. *Med Care*. 2006; 44(5): 446–53. [PubMed Abstract](#) | [Publisher Full Text](#)
16. Curlin FA, Dugdale LS, Lantos JD, et al.: **Do religious physicians disproportionately care for the underserved?** *Ann Fam Med*. 2007; 5(4): 353–60. [PubMed Abstract](#) | [Publisher Full Text](#) | [Free Full Text](#)

17. Curlin FA, Lawrence RE, Chin MH, *et al.*: **Religion, Conscience, and Controversial Clinical Practices.** *N Engl J Med.* 2007; **356**(6): 593-600.
[PubMed Abstract](#) | [Publisher Full Text](#) | [Free Full Text](#)
18. Curlin FA, Lawrence RE, Odell S, *et al.*: **Religion, spirituality, and medicine: psychiatrists' and other physicians' differing observations, interpretations, and clinical approaches.** *Am J Psychiatry.* 2007; **164**(12): 1825-31.
[PubMed Abstract](#) | [Publisher Full Text](#) | [Free Full Text](#)
19. Curlin FA, Odell SV, Lawrence RE, *et al.*: **The relationship between psychiatry and religion among U.S. physicians.** *Psychiatr Serv.* 2007; **58**(9): 1193-8.
[PubMed Abstract](#) | [Publisher Full Text](#) | [Free Full Text](#)
20. Curlin FA, Sellergren SA, Lantos JD, *et al.*: **Physicians' Observations and Interpretations of the Influence of Religion and Spirituality on Health.** *Arch Intern Med.* 2007; **167**(7): 649-54.
[PubMed Abstract](#) | [Publisher Full Text](#) | [Free Full Text](#)
21. Curlin FA, Nwodim C, Vance JL, *et al.*: **To die, to sleep: US physicians' religious and other objections to physician-assisted suicide, terminal sedation, and withdrawal of life support.** *Am J Hosp Palliat Care.* 2008; **25**(2): 112-20.
[PubMed Abstract](#) | [Publisher Full Text](#) | [Free Full Text](#)
22. Kørup AK: **NERSH Data Pool 3.0 Codebook.** *Open Science Framework (osf.io).* 2021.
[Publisher Full Text](#)
23. Lee E, Zahn A, Baumann K: **How do Psychiatric Staffs Approach Religiosity/Spirituality in Clinical Practice? Differing Perceptions among Psychiatric Staff Members and Clinical Chaplains.** *Religions.* 2015; **6**(3): 930-47.
[Publisher Full Text](#)
24. Hefti R, Wartenweiler T, Merz O: **Der Einfluss von Religiosität und Spiritualität auf die Haltung von Schweizer Ärzten gegenüber ethisch umstrittenen medizinischen Fragen.** *Praxis.* 2018; **107**(7): 373-8.
[Publisher Full Text](#)
25. de Diego Cordero R, Lucchetti G, Fernández-Vazquez A, *et al.*: **Opinions, Knowledge and Attitudes Concerning "Spirituality, Religiosity and Health" Among Health Graduates in a Spanish University.** *J Relig Health.* 2019.
[PubMed Abstract](#) | [Publisher Full Text](#)
26. Cordero RDD, Romero BB, De Matos FA, *et al.*: **Opinions and attitudes on the relationship between spirituality, religiosity and health: A comparison between nursing students from Brazil and Portugal.** *J Clin Nurs.* 2018; **27**(13-14): 2804-13.
[PubMed Abstract](#) | [Publisher Full Text](#)
27. Menegatti-Chequini MC, Gonçalves JPB, Leão FC, *et al.*: **A preliminary survey on the religious profile of Brazilian psychiatrists and their approach to patients' religiosity in clinical practice.** *BjPsych Open.* 2016; **2**(6): 346-52.
[PubMed Abstract](#) | [Publisher Full Text](#) | [Free Full Text](#)
28. Menegatti-Chequini MC, Maraldi EO, Peres MF, *et al.*: **How psychiatrists think about religious and spiritual beliefs in clinical practice: findings from a university hospital in Sao Paulo, Brazil.** *Braz J Psychiatry.* 2019; **41**(1): 58-65.
[PubMed Abstract](#) | [Publisher Full Text](#) | [Free Full Text](#)
29. Balboni MJ, Sullivan A, Enzinger AC, *et al.*: **Nurse and Physician Barriers to Spiritual Care Provision at the End of Life.** *J Pain Symptom Manage.* 2014; **48**(3): 400-10.
[PubMed Abstract](#) | [Publisher Full Text](#) | [Free Full Text](#)
30. Kristeller JL, Zumbun CS, Schilling RF: **'I would if I could': how oncologists and oncology nurses address spiritual distress in cancer patients.** *Psychooncology.* 1999; **8**(5): 451-8.
[PubMed Abstract](#) | [Publisher Full Text](#)
31. Korup AK, Sondergaard J, Lucchetti G, *et al.*: **Religious values of physicians affect their clinical practice: A meta-analysis of individual participant data from 7 countries.** *Medicine (Baltimore).* 2019; **98**(38): e17265.
[PubMed Abstract](#) | [Publisher Full Text](#) | [Free Full Text](#)
32. Riley RD, Lambert PC, Abo-Zaid G: **Meta-analysis of individual participant data: rationale, conduct, and reporting.** *BMJ.* 2010; **340**.
[PubMed Abstract](#) | [Publisher Full Text](#)
33. Bailar JC: **The Promise and Problems of Meta-Analysis.** *N Engl J Med.* 1997; **337**(8): 559-61.
[PubMed Abstract](#) | [Publisher Full Text](#)
34. Reade MC, Delaney A, Bailey MJ, *et al.*: **Bench-to-bedside review: Avoiding pitfalls in critical care meta-analysis - funnel plots, risk estimates, types of heterogeneity, baseline risk and the ecologic fallacy.** *Crit Care.* 2008; **12**(4): 220.
[PubMed Abstract](#) | [Publisher Full Text](#) | [Free Full Text](#)
35. Williams JBW: **A Structured Interview Guide for the Hamilton Depression Rating Scale.** *Arch Gen Psychiatry.* 1988; **45**(8): 742.
[PubMed Abstract](#) | [Publisher Full Text](#)
36. Hall RCW: **Global Assessment of Functioning.** *Psychosomatics.* 1995; **36**(3): 267-75.
[Publisher Full Text](#)
37. Drozdick LW, Raiford SE, Wahlstrom D, *et al.*: **The Wechsler Adult Intelligence Scale—Fourth Edition and the Wechsler Memory Scale—Fourth Edition.** *Contemporary intellectual assessment: Theories, tests, and issues.* 4th ed. New York, NY, US: The Guilford Press; 2018; 486-511.
38. Moher D, Liberati A, Tetzlaff J, *et al.*: **Preferred Reporting Items for Systematic Reviews and Meta-Analyses: The PRISMA Statement.** *PLoS Med.* 2009; **6**(7): e1000097.
[PubMed Abstract](#) | [Publisher Full Text](#) | [Free Full Text](#)
39. Debray TPA, Moons KGM, van Valkenhoef G, *et al.*: **Get real in individual participant data (IPD) meta-analysis: a review of the methodology.** *Res Synth Methods.* 2015; **6**(4): 293-309.
[PubMed Abstract](#) | [Publisher Full Text](#) | [Free Full Text](#)
40. Lucchetti G, Ramakrishnan P, Karimah A, *et al.*: **Spirituality, Religiosity, and Health: a Comparison of Physicians' Attitudes in Brazil, India, and Indonesia.** *Int J Behav Med.* 2016; **23**(1): 63-70.
[PubMed Abstract](#) | [Publisher Full Text](#)

Open Peer Review

Current Peer Review Status:  

Version 2

Reviewer Report 19 November 2021

<https://doi.org/10.5256/f1000research.77416.r98197>

© 2021 Gardner F. This is an open access peer review report distributed under the terms of the [Creative Commons Attribution License](#), which permits unrestricted use, distribution, and reproduction in any medium, provided the original work is properly cited.



Fiona Gardner 

Social Work and Social Policy, Rural Health School, La Trobe University, Bendigo, VIC, Australia

This is an interesting article that follows up the NERSH advocacy for having a common data pool information to build comparisons and knowledge re: health professionals attitudes towards R/S. The network involved has expanded to include a wider diversity of religious backgrounds which increases its usefulness. From my perspective, the strength of the article is in its findings among health professionals of the relevance of R/S in treating people and the lack of training to help them do so. A limitation is the focus on medically trained professionals, not much nuance re: social workers, for example, compared to chaplains or occupational therapists.

There are of course competing views about the value of this approach and these are considered about to some extent addressed - they do add they could welcome more mixed method strategies which would add nuance to the data. I think there remain issues about potentially missing information when you all use the same data set - especially when you try to move to a wider range of what R/S can mean. However, including some qualitative studies that build from the data set could balance that out. Increasing the number of people involved in non Christian and non Western parts of the world would also be helpful - which they acknowledge. It would be interesting for example to see where First Nations perspectives would fit. Overall, however, I do support indexing.

Is the work clearly and accurately presented and does it cite the current literature?

Yes

Is the study design appropriate and is the work technically sound?

Yes

Are sufficient details of methods and analysis provided to allow replication by others?

Yes

If applicable, is the statistical analysis and its interpretation appropriate?

I cannot comment. A qualified statistician is required.

Are all the source data underlying the results available to ensure full reproducibility?

Yes

Are the conclusions drawn adequately supported by the results?

Yes

Competing Interests: No competing interests were disclosed.

Reviewer Expertise: Religious/spirituality research in health care but primarily qualitative.

I confirm that I have read this submission and believe that I have an appropriate level of expertise to confirm that it is of an acceptable scientific standard.

Reviewer Report 01 November 2021

<https://doi.org/10.5256/f1000research.77416.r94930>

© 2021 Visser A. This is an open access peer review report distributed under the terms of the [Creative Commons Attribution License](#), which permits unrestricted use, distribution, and reproduction in any medium, provided the original work is properly cited.



Anja Visser 

Faculty of Theology and Religious Studies, Comparative Study of Religion, University of Groningen, Groningen, The Netherlands

I thank the authors for their careful consideration of my previous comments. Though I had envisioned a more thorough restructuring of the text with my comments, I think the purpose and procedures of the study have been sufficiently clarified and the discussion of the limitations sufficiently addresses my initial concerns.

Is the work clearly and accurately presented and does it cite the current literature?

Yes

Is the study design appropriate and is the work technically sound?

Yes

Are sufficient details of methods and analysis provided to allow replication by others?

Yes

If applicable, is the statistical analysis and its interpretation appropriate?

Yes

Are all the source data underlying the results available to ensure full reproducibility?

Yes

Are the conclusions drawn adequately supported by the results?

Yes

Competing Interests: No competing interests were disclosed.**Reviewer Expertise:** Spiritual care, spirituality, coping, oncology**I confirm that I have read this submission and believe that I have an appropriate level of expertise to confirm that it is of an acceptable scientific standard.****Version 1**

Reviewer Report 02 August 2021

<https://doi.org/10.5256/f1000research.55805.r89010>

© 2021 Visser A. This is an open access peer review report distributed under the terms of the [Creative Commons Attribution License](#), which permits unrestricted use, distribution, and reproduction in any medium, provided the original work is properly cited.

**Anja Visser**

Faculty of Theology and Religious Studies, Comparative Study of Religion, University of Groningen, Groningen, The Netherlands

Thank you for the invitation to review your paper, discussing the expansion of the NERSH database, its (potential) function and the attitudes toward and training in spiritual care of physicians and nurses in the database.

To me, the most valuable point of this paper lies in the discussion of the potential of meta-analyses based in individual participant data (IPDMA). Discussion about the use of meta-analysis in psychology in general and in the psychology of religion in particular is becoming stronger and I think the authors offer an important avenue for mitigation of these issues with the suggestion to make more use of IPDMA and to build a database like the NERSH database to enable these types of studies. I would, therefore, recommend that the authors place more emphasis on this issue in their paper. For example, by moving this section of the discussion to the introduction section. This would also resolve the lack of clarity about the purpose of the paper that the introduction now suffers from.

At the same time, there is a weakness in the argumentation for the NERSH database as a 'good example' for IPDMA research, which is shown very clearly in the demonstration of the use of the database to examine the attitudes toward and training in spiritual care of physicians and nurses. As the authors correctly emphasize, IPDMA allows for a reduction of bias introduced in meta-analyses because of the heterogeneity between studies. However, even in the reasonably large dataset of NERSH, no statistical tests could be applied because of between-study heterogeneity (p. 8). A more thorough discussion of this point is needed in the paper, I think, if the authors really

want to make a convincing argument for the use of databases such as NERSH: What is needed to reduce this heterogeneity, what might be disadvantages of a homogenizing approach and how much information is necessary to enable sufficient statistical power? The authors briefly discuss some of these issues on p13, but I recommend expanding this.

Some more minor suggestions I have concerns of a lack of clarity about method.

- On p4, section 'building the NERSH Data Pool' it is stated that only survey samples that weren't already included were selected. However, I wondered if this meant that any repeated-measures samples would be excluded? Though I understood toward the end of the paper that such samples were non-existent, I suggest changing the word 'samples' to 'datasets', to avoid this misunderstanding.
- I also wasn't fully clear on the search strategy. Though I could follow the text, I became confused when looking at the upper half of Table 1; Have you looked for studies that cited those studies by Curlin et al.? If so, why did you choose these studies as for the citation search?
- Do I understand it correctly that Table 2 contains all of the datasets currently in the NERSH database and that the ones listed on p7 are the new ones that were added to the third version? If so, please make this more clear in the text.
- Why have you chosen to only examine the data of physicians and nurses?
- Have I understood correctly that the exclusion criteria mentioned on p8 are missing information on gender, only containing empty answers and not being 18years of age or older? Perhaps this could be made more clear in the methods section?

Finally, there are some misspellings and awkward sentences throughout the text that another careful reading should be able to get out.

Overall, I really appreciate the efforts of the authors to advance research methodology in the field of religion, spirituality, and health, and I think this paper helps the field make an important step in that direction..

Is the work clearly and accurately presented and does it cite the current literature?

Partly

Is the study design appropriate and is the work technically sound?

Yes

Are sufficient details of methods and analysis provided to allow replication by others?

Yes

If applicable, is the statistical analysis and its interpretation appropriate?

Yes

Are all the source data underlying the results available to ensure full reproducibility?

Yes

Are the conclusions drawn adequately supported by the results?

Partly

Competing Interests: I have an advisory role in a research project of Niels Christian Hvidt on approaches to and effects of healthcare chaplaincy in Denmark. Because my role in this project mainly consists of providing honest feedback on parts of the project plans and results, I feel I was able to provide an impartial review of this paper.

Reviewer Expertise: spiritual care, spirituality, coping, oncology

I confirm that I have read this submission and believe that I have an appropriate level of expertise to confirm that it is of an acceptable scientific standard, however I have significant reservations, as outlined above.

Author Response 02 Sep 2021

Alex Kørup, University of Southern Denmark, Odense, Denmark

Response to reviewer Anja Visser

Thank you for reviewing our manuscript. Below I attend to all of your comments. The changes will be included in the 2nd version of the article uploaded along this response. This reply and the updated version of the article has been approved by all authors.

Comment #1

"... Discussion about the use of meta-analysis in psychology in general and in the psychology of religion in particular is becoming stronger and I think the authors offer an important avenue for mitigation of these issues with the suggestion to make more use of IPDMA and to build a database like the NERSH database to enable these types of studies. I would, therefore, recommend that the authors place more emphasis on this issue in their paper. For example, by moving this section of the discussion to the introduction section. This would also resolve the lack of clarity about the purpose of the paper that the introduction now suffers from."

Response #1

Thank you for pointing this out. We have moved the suggested section and strengthened the introduction section which are now more in line with the main purpose of the paper: To suggest, and present an example of, how data pooling can enable future IPDMA studies.

Comment #2

"... As the authors correctly emphasize, IPDMA allows for a reduction of bias introduced in meta-analyses because of the heterogeneity between studies. However, even in the reasonably large dataset of NERSH, no statistical tests could be applied because of between-study heterogeneity (p. 8). A more thorough discussion of this point is needed in the paper, I think, if the authors really want to make a convincing argument for the use of databases such as NERSH: What is needed to reduce this heterogeneity, what might be disadvantages

of a homogenizing approach and how much information is necessary to enable sufficient statistical power? The authors briefly discuss some of these issues on p13, but I recommend expanding this.”

Answer #2

Yes, heterogeneity is a significant challenge in the data pool. Doing international and cross-cultural research we expected a significant degree of heterogeneity, and because we collected already existing datasets, we were not able to reduce the heterogeneity already present between the raw samples. Still, we know from another project/article (currently undergoing peer-review elsewhere) that we can reduce the between-study heterogeneity by grouping the physicians by medical specialty. Further stratification of the health professionals in the data pool would likely further reduce the heterogeneity making comparisons more feasible. A disadvantage of this approach would be the risk of diluting a potential effect by creating small groups. The current article is however not a meta-analysis, and we have chosen to report the complete content of the data pool here.

Another and more long-term strategy to reduce heterogeneity would be to reduce methodological biases of sampling of future datasets. This could be done for instance by ensuring thorough cross-cultural validation of local questionnaires including qualitative feedback from health professions who completed the questionnaire, ensuring that responders are presented with explaining definitions of central terms and concepts referenced in the questionnaire, and unifying the planning and execution of the local surveys internationally.

We have added a short discussion of this to the Limitations section of the article.

Regarding an estimate of sample size needed to receive sufficient statistical power, for the current study this would be purely theoretical and of little practical relevance. It could however make sense to calculate such estimate before conducting future hypothesis-testing studies considering the expected variance of the selected measurements of those specific studies.

Comment #3

“On p4, section 'building the NERSH Data Pool' it is stated that only survey samples that weren't already included were selected. However, I wondered if this meant that any repeated-measures samples would be excluded? Though I understood toward the end of the paper that such samples were non-existent, I suggest changing the word 'samples' to 'datasets', to avoid this misunderstanding.”

Answer #3

No samples were repeated so there were no repeated-measures samples excluded. If we had access to any repeated-measures samples they would be of great value to us and would have been included in the data pool.

In the section 'Building the NERSH Data Pool' we made two clarifications using 'dataset' rather than samples.

Comment #4

“I also wasn't fully clear on the search strategy. Though I could follow the text, I became confused when looking at the upper half of Table 1; Have you looked for studies that cited

those studies by Curlin et al.? If so, why did you choose these studies as for the citation search?"

Answer #4

The eight articles by Curlin used in the citation search were selected by Hvidt and Kørup in 2016 for the first systematic search. It was important for us to use the exact same approach in this study. Articles were chosen because they all rest on the RSMPP and were the first articles published by Curlin in the years 2005 to 2008. Looking for publications using the RSMPP we judged it unlikely that at least one of these articles would not be referenced. Today we have executed this search strategy twice (in 2016 and 2020), both times followed by a rigorous literature search as also described in the article. Both times the literature search was not able to find further samples that we had not already found using the network and citation searches.

I have added this elaboration to the article as well to clarify this part of the study design.

Comment #5

"Do I understand it correctly that Table 2 contains all of the datasets currently in the NERSH database and that the ones listed on p7 are the new ones that were added to the third version? If so, please make this more clear in the text."

Answer #5

Yes, it was a bit misleading in the text. We have rephrased it to "After inclusion of the found datasets the complete data pool comprised 4,872 physicians, 1,319 nurses, 286 midwives, and other HP occupations in smaller numbers (See [Table 2](#) for details)".

Comment #6

"Why have you chosen to only examine the data of physicians and nurses?"

Answer #6

We present these statistics to give a small view into the characteristics of the health professionals in data pool. Physicians and nurses comprise 85% of the observations in the data pool why they were suited for this purpose without grouping different occupations together. On the other hand, we did not want to perform any actual statistical comparison between the groups due to the heterogeneity between samples (Such analysis would require a study of its own). We decided to report these statistics to give readers a hint of the scope and potential of the data pool in relation to future studies and collaborations.

Comment #7

"Have I understood correctly that the exclusion criteria mentioned on p8 are missing information on gender, only containing empty answers and not being 18years of age or older? Perhaps this could be made more clear in the methods section?"

Answer #7

Yes, you are correct. This information is already available in the Methods section under the title 'Inclusion and exclusion criteria'. I have added clarifications in the text.

Comment #8

"Finally, there are some misspellings and awkward sentences throughout the text that another careful reading should be able to get out. "

Answer #8

We have attended to several minor misspellings/grammatical issues through-out the manuscript.

Comment #9

"Overall, I really appreciate the efforts of the authors to advance research methodology in the field of religion, spirituality, and health, and I think this paper helps the field make an important step in that direction.."

Answer #9

Thank you.

Competing Interests: None

The benefits of publishing with F1000Research:

- Your article is published within days, with no editorial bias
- You can publish traditional articles, null/negative results, case reports, data notes and more
- The peer review process is transparent and collaborative
- Your article is indexed in PubMed after passing peer review
- Dedicated customer support at every stage

For pre-submission enquiries, contact research@f1000.com

F1000Research