

Use of glycosides of mono- or diacylglycerol as anti-inflammatory agents

Larsen, Erik; Kharazmi, Arsalan; Christensen, Søren Brøgger; Christensen, Lars Porskjær ; Brandt, Kirsten

Publication date:
2013

Document version:
Final published version

Citation for pulished version (APA):

Larsen, E., Kharazmi, A., Christensen, S. B., Christensen, L. P., & Brandt, K. (2013). Use of glycosides of mono- or diacylglycerol as anti-inflammatory agents. (Patent No. *EP 1,453,844 B1*).

Go to publication entry in University of Southern Denmark's Research Portal

Terms of use

This work is brought to you by the University of Southern Denmark.
Unless otherwise specified it has been shared according to the terms for self-archiving.
If no other license is stated, these terms apply:

- You may download this work for personal use only.
- You may not further distribute the material or use it for any profit-making activity or commercial gain
- You may freely distribute the URL identifying this open access version

If you believe that this document breaches copyright please contact us providing details and we will investigate your claim.
Please direct all enquiries to puresupport@bib.sdu.dk



(11) **EP 1 453 844 B1**

(12) **EUROPEAN PATENT SPECIFICATION**

(45) Date of publication and mention of the grant of the patent:
20.11.2013 Bulletin 2013/47

(51) Int Cl.:
C07H 15/04 ^(2006.01) **C07H 15/06** ^(2006.01)
A61K 31/70 ^(2006.01) **A61P 29/00** ^(2006.01)
A61P 19/02 ^(2006.01)

(21) Application number: **02803339.7**

(86) International application number:
PCT/DK2002/000783

(22) Date of filing: **21.11.2002**

(87) International publication number:
WO 2003/043613 (30.05.2003 Gazette 2003/22)

(54) **USE OF GLYCOSIDES OF MONO- AND DIACYLGLYCEROL AS ANTI-INFLAMMATORY AGENTS**

VERWENDUNG VON GLYCOSIDEN VON MONO- UND DIACYLGLYCERIN ALS ENTZÜNDUNGSHEMMENDE MITTEL

UTILISATION DES GLYCOSIDES DE MONO- ET DIACYLGLYCEROL COMME AGENT ANTI-INFLAMMATOIRE

(84) Designated Contracting States:
AT BE BG CH CY CZ DE DK EE ES FI FR GB GR IE IT LI LU MC NL PT SE SK TR
Designated Extension States:
AL LT LV MK RO SI

(74) Representative: **Plougmann & Vingtoft A/S**
Rued Langgaards Vej 8
2300 Copenhagen S (DK)

(30) Priority: **21.11.2001 US 332084 P**
18.12.2001 US 341609 P
22.02.2002 US 358391 P

(56) References cited:
EP-A- 0 671 406 EP-A- 0 671 407
WO-A-98/30573 DE-A- 19 634 019
DE-A- 19 634 021 US-A- 5 486 536

(43) Date of publication of application:
08.09.2004 Bulletin 2004/37

- **PATENT ABSTRACTS OF JAPAN vol. 1995, no. 09, 31 October 1995 (1995-10-31) & JP 07 149786 A (SAGAMI CHEM RES CENTER), 13 June 1995 (1995-06-13)**
- **PATENT ABSTRACTS OF JAPAN vol. 1995, no. 03, 28 April 1995 (1995-04-28) & JP 06 336437 A (TAKEDA SHOKUHIN KOGYO KK), 6 December 1994 (1994-12-06)**
- **NAOKI OHTA ET AL: "Synthesis of Biologically Active Galactosyl and Glucosyl-Glycerol Derivatives" CHEM. PHARM. BULL., vol. 39, no. 5, 1991, pages 1337-1339, XP002237418**
- **HIROTAKA SHIBUYA ET AL: "Synthesis of a Glycerophospholipid, C16-Platelet Activating Factor and a Palmitoyl Analogue of M-5, an Anti-inflammatory Glyceroglycolipid" CHEM. PHARM. BULL., vol. 40, no. 5, 1992, pages 1166-1169, XP002237419**
- **CATENI F. ET AL: "Biologically active compounds from Euphorbiaceae; three new glycolipids with anti-inflammatory activity from Euphorbia cyparissias L." PHARM PHARMACOL LETT, vol. 2, 2001, pages 53-57, XP002237420**

(73) Proprietors:

- **University of Aarhus**
8000 Aarhus C (DK)
- **H:S RIGSHOSPITALET**
2100 Copenhagen (DK)
- **University of Copenhagen**
2200 Copenhagen N (DK)

(72) Inventors:

- **LARSEN, Erik**
S-26492 Klippan (SE)
- **KHARAZMI, Arsalan**
DK-2900 Hellerup (DK)
- **CHRISTENSEN, Soren, Brogger**
DK-2990 Niva (DK)
- **CHRISTENSEN, Lars, Porskjaer**
DK-5792 Arslev (DK)
- **BRANDT, Kirsten**
DK-5792 Arslev (DK)

Note: Within nine months of the publication of the mention of the grant of the European patent in the European Patent Bulletin, any person may give notice to the European Patent Office of opposition to that patent, in accordance with the Implementing Regulations. Notice of opposition shall not be deemed to have been filed until the opposition fee has been paid. (Art. 99(1) European Patent Convention).

EP 1 453 844 B1

- DATABASE STN CAPLUS [Online] RN 310878-75-2; XP002237421 & KIM, CHUL YOUNG ET AL: "Galactolipids from Mori Folium and their Hypoglycemic effect" SAENGYAK HAKHOECHI, vol. 31, no. 1, 2000, pages 95-100,
- PATENT ABSTRACTS OF JAPAN vol. 018, no. 046 (C-1157), 25 January 1994 (1994-01-25) & JP 05 271270 A (NIPPON SEISHI KK), 19 October 1993 (1993-10-19)
- AKIRA MURAKAMI ET AL: "Glyceroglycolipids from Citrus hystrix, a Traditional Herb in Thailand, Potently Inhibit the Tumor-Promoting Activity of 12--Tetradecanoylphorbol 13-Acetate i Mouse Skin" J. AGRIC. FOOD CHEM., vol. 43, 1995, pages 2779-2783, XP002237422
- HIROYUKI KIKUCHI ET AL: "Marine Natural Products. XI. An Antiinflammatory Scalarane-type Bishomosesterterpene, Foliaspongin, from the Okinawan Marine Sponge Phyllospongia foliascens (PALLAS)" CHEM. PHARM. BULL., vol. 31, no. 2, 1983, pages 552-556, XP002237423
- ARSALAN KHARAZMI ET AL: "Rose hip inhibits chemotaxis and chemiluminescence of human peripheral blood neutrophils in vitro and reduces certain infalmmatory parameters in vivo" INFLAMMOPHARMACOLOGY, vol. 7, no. 4, 1999, pages 377-386, XP002237424
- K. WINTHER ET AL: "The anti-inflammatory properties of rose-hip" INFLAMMOPHARMACOLOGY, vol. 7, no. 1, 1999, pages 63-68, XP002237425

Description**FIELD OF THE INVENTION**

5 **[0001]** This invention relates to the use of glycosides of mono- or diacylglycerol, e.g. 3- β -D-galactopyranosyloxy-2-(octadeca-9Z,12Z,15Z-trienoyloxy)propanyl octadeca-9Z,12Z,15Z-trienoate (a constituent of rose-hips (the fruits of *Rosa canina* L.)), for the preparation of a medicament for the treatment of inflammatory conditions, e.g. treatment of inflammation by alleviating chemotaxis and oxidative burst response of leukocytes.

BACKGROUND OF THE INVENTION

[0002] The anti-inflammatory properties of water-extracts of rose-hips have previously been reported (Winther, Rein, and Kharazmi, *Inflammopharmacology*, Vol. 7, pp 63-68 (1999)). Extracts of rose-hips are also known to inhibit chemotaxis and chemiluminescence of human peripheral blood neutrophils *in vitro* and to reduce certain inflammatory parameters *in vivo* (Kharazmi and Winther, *Inflammopharmacology*, Vol.7, pp 377-386 (1999)).

15 **[0003]** In U.S. Patent No. 6,024,960, a rose-hip concentrate having a high content of vitamin C was found to alleviate the symptoms associated with inflammation. Specifically, the concentrate was obtained in accordance with a process that preserved a relatively high vitamin C content as well as the content of a number of other vitamins. In the applicants' related U.S. patent Application No. 09/694,764, filed on October 23, 2000, the oral administration of a combination of a rose-hip concentrate and fish oil is described as being useful in the alleviation of joint pain and stiffness, particularly in relation to arthritis. However, the quantity of rose-hip concentrate described in each of these applications as being useful to obtain a beneficial effect was relatively high and somewhat inconvenient for daily usage.

20 **[0004]** In U.S. Patent Nos. 5,620,962 and 5,767,095, monogalactosyl dieicosapentaenoyl glycerol (MGDG-EPA) obtained from marine algae was described as having anti-inflammatory properties when used in a topical formulation. These patents describe that only galactosyl glycerols esterified with at least one eicosapentaenoic acids moiety possess topical anti-inflammatory properties.

[0005] β -D-Galactopyranosylglycerols esterified with a 1:10:10 mixture of myristic, palmitic and palmotoleic acid were claimed modestly to inhibit superoxide radical formation (Kikuchi, H., Tsukitani, Y., Shimizu, I., Kobayashi, M., Kitagawa, J: *Chem. Pharm. Bull.* Vol. 31 pp 552 - 556 (1983)), but no further investigations of the anti-inflammatory properties of this mixture of compounds and of the potential medical uses have been performed.

Otha, Naoki et al: "Synthesis of biologically active galactosyl...", Vol. 39. No. 5, (1991) discloses compounds exhibiting anti-inflammatory activity in general and no special inflammatory condition is been described.

30 Murakami, Akira et al: "Glyceroglycolipids from..." *J. aaAgric Food Chem*, Vol 43, 2779-2783, (1995) discloses compounds isolated from the *Euphorbia cyparissias*. The compounds are used for cancer chemoprevention or as an anti-tumor promoter and have shown anti-inflammatory activity on a mouse ear in the same manner as disclosed by Cateni et al.XP-002237421, Database STN Caplus, "Galactolipids from Mori Folium...", Vol. 31. No. 1, (2000) discloses galactolipid compounds isolated from *Morus alba* used for the treatment of cancer.

35 Cateni F et al., "Biologically active compounds...", *Pharm Pharmacol Lett*, Vol. 2, (2001) discloses compounds isolated from the leaves of *Citrus hystrix* which are similar to the compound(s) disclosed by the present invention. The compounds antagonize TPA induced skin irritation and Epstein Barr virus activation. It is suggested that the compounds inhibit the arachidonic acid cascade.

40 WO 98/30573 and EP 0 671 406 disclose anti-adhesive sulfonylated compounds having anti-inflammatory activity for conditions such as rheumatoid arthritis and osteoarthritis. Neither WO 98/30573 nor EP 0 671 406 discloses non-sulfonylated glycolipid compounds. Ohta et al. (*Chem. Pharm. Bull.* 39(5), 1337-9), Murakami et al. (*J. Agric. Food Chem.* 1995, 43, 2779-83), Kim et al (*Saengyak Hakhoechi* 2000, 31(1), 95-100), Cateni et al. (*Pharm. Pharmacol Lett.*, 2001, 2, 53-57), WO9830573 and EP0671406 all disclose glycolipid derivating having various biological activities such as anti-inflammatory, anti-diabetic or anti-adhesion properties.

SUMMARY OF THE INVENTION

50 **[0006]** In the applicants' continuing studies of concentrates of rose-hips, the applicants have surprisingly discovered that a particular constituent of rose-hips is a highly active anti-inflammatory agent. Since rose-hips taken orally efficiently alleviate inflammatory pains such as the pain associated with arthritis, a formulation of the identified anti-inflammatory agent is believed to be useful for the treatment of symptoms associated with inflammatory diseases. The isolated substance was identified as the galactolipid 3- β -D-galactopyranosyl-oxy-2-(octadeca-9Z,12Z,15Z-trienoyloxy)propanyl octadeca-9Z,12Z,15Z-trienoate (1,2-di-O- α -linolenoyl-3-O- β -D-galactopyranosyl-glycerol), as will be described further below.

Surprisingly, this compound was found to potently inhibit chemotaxis as well as chemiluminescence of polymorphonuclear

leukocytes.

[0007] It is thus an object of the present invention to use glycosides of mono- or diesters of glycerol with the exception of esters of eicosapentaenoic acid, and especially of 3- β -D-galactopyranosyloxy-2-(octadeca-9Z,12Z,15Z-trienoxy)propanyl octadeca-9Z,12Z,15Z-trienoate (in short, "GOPO") or related compounds for the preparation of a medicament for the treatment of an inflammatory condition selected from rheumatoid arthritis, inflammatory bowel diseases, reactive or osteo-arthritis or other arthritides. In a particular aspect of the invention, the medicament is adapted for oral use and for alleviating the symptoms of inflammatory diseases, such as arthritis and osteoarthritis (i.e. diseases causing joint pains or joint stiffness) including relief of pain, reduction of inflammation and increase of motion.

[0008] This and other objects of the present invention are achieved by glycosides of mono- or diesters (or ethers) of glycerol with the exception of esters of eicosapentaenoic acid, in particular as defined in claim 1.

BRIEF DESCRIPTION OF THE DRAWINGS

[0009]

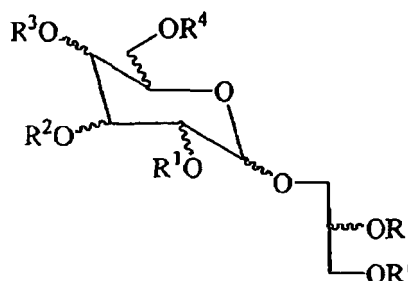
Figure 1 illustrates the first step of the fractionation process originally used in order to isolate the anti-inflammatory agent from rose-hips of *Rosa canina* L.

Figure 2 shows a typical analytical HPLC chromatogram of a THF extract from dried and milled peels of dog rose fruits (*Rosa canina* L.) obtained from Hyben Vital International ApS. Furthermore the retention time of the active compound (GOPO) is indicated.

DETAILED DESCRIPTION OF THE INVENTION

[0010] The terms "glycoside of a mono- or diesterified glycerol", "glycosides of mono- or diacylglycerol" and similar terms are intended to mean a class of glycosides of mono- or diacylglycerols (as well as ethers), such as those which can be isolated from plants as illustrated by the various formulas herein, and which are not esters of eicosapentaenoic acid. The "glycoside" part is typically a pentose, hexose or heptose, in particular hexoses such as galactose and glucose, e.g. galactose, but can also be di- and oligosaccharides containing two or more sugar moieties in combination, in particular diglycosides such as digalactosides and diglucosides, e.g. 6-O-(α -D-galactopyranosyl)- β -D-galactopyranose.

[0011] Thus, the present invention provides the use of a compound of the formula I:



wherein R and R' independently are selected from hydrogen, C₁₀₋₂₄-alkyl, and C₁₀₋₂₄-acyl, said alkyl and acyl groups having 0 to 5 unsaturated bonds, and R¹, R², R³ and R⁴ independently are selected from hydrogen and glycoside moieties; with the first proviso that not both of R and R' are hydrogen, and with the second proviso that none of R and R' is eicosapentaenoyl, for the preparation of a medicament for the treatment, alleviation or prophylaxis of inflammatory condition selected from rheumatoid arthritis, inflammatory bowel diseases, reactive or osteo-arthritis or other arthritides in a mammal.

[0012] The "wavy bonds" in the formulae presented herein are intended to mean that the carbon on which the substituent in question is positioned may be in the (R) or (S) configuration. In the "sugar" moiety (glycoside) the two different configurations are some times designated α and β . A particular interesting combination is glucose or galactose in the β -pyranose form.

[0013] Although the "sugar" moiety in the formulae presented herein is drawn in the pyranose form, it will be understood that the anti-inflammatory agent may also be present in the furanose form (or a mixture of the pyranose and furanose forms) as a solid and in solution. In the present context, the term "C₁₀₋₂₄-alkyl" is intended to mean a linear or branched hydrocarbon group having 10 to 24 carbon atoms, e.g., decyl, undecyl, dodecyl, tetradecyl, hexadecyl, octadecyl, nonadecyl, eicoddecyl, etc.

[0014] In the present context, the term "C₁₀₋₂₄-acyl" is intended to mean a linear or branched hydrocarbon group having 10 to 24 carbon atoms wherein the first carbon of the group is a carbonyl (C₉₋₂₃-alkyl-C(=O)-), i.e. a fatty acid residue having 10 to 24 carbon atoms. Examples hereof are the residues of lauric acid (C12), myristic acid (C14), palmitic acid (C16), stearic acid (C18), etc.

[0015] The alkyl and acyl groups may have 0 to 5 unsaturated bonds such as double or triple bonds, in particular double bonds. Examples of acyl groups having one or more unsaturated double bonds are the residues of palmitoleic acid (C16:1), oleic acid (C18:1), linoleic acid (C18:2), linolenic acid (C18:3), arachidonic acid (C20:3), retinoic acid (C20:5), etc.

[0016] More specifically, the glycosides of mono- or diesters (or ethers) of glycerol are diesters, diethers, or monoether-monoesters, i.e. R and R' are independently selected from C₁₀₋₂₄-alkyl and C₁₀₋₂₄-acyl. The currently most preferred are glycosides of diesters, i.e. R and R' are independently C₁₀₋₂₄-acyl. In all instances, the alkyl and acyl groups have 0 to 5 unsaturated bonds.

[0017] With respect to the degree of saturation of the alkyl and acyl groups, it is currently believed that any alkyl and acyl groups having 0 to 4 unsaturated bonds, such as 1-3 unsaturated bonds, e.g. 2 or 3 unsaturated bonds, in particular 3 unsaturated bonds, are the most suitable as R and R'.

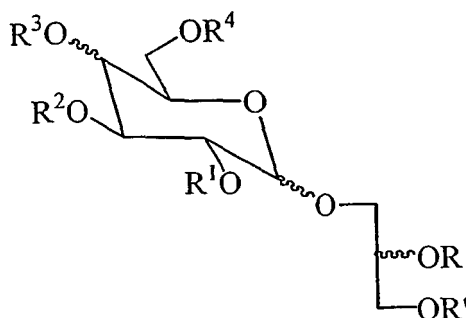
[0018] Also, it is currently believed that any unsaturated bonds preferably are double bonds.

[0019] This being said, it is envisaged that particularly interesting anti-inflammatory agents are those where R and R' both are C₁₆₋₂₀-acyl having 1 to 3 double bonds, such as C₁₈-acyl having 3 double bonds, in particular where the "sugar" moiety is glucose or galactose, in particular galactose.

[0020] As mentioned above, R¹, R², R³ and R⁴ are independently selected from hydrogen and glycoside moieties, preferably only at the most one of R¹, R², R³ and R⁴ is a glycoside moiety. The latter embodiment relates to compounds that are often found in vegetable sources along with compounds where all of R¹, R², R³ and R⁴ are hydrogen. In some interesting embodiments, all of R¹, R², R³ and R⁴ are selected hydrogen.

[0021] The term "glycoside moieties" is intended to mean a mono- or disaccharide moiety, e.g. derived from O-galactopyranose, O-glucopyranose, O-galactopyranosylgalactopyranose, O-glucopyranosylgalactopyranose, O-galactopyranosylglucopyranose and O-glucopyranosylglucopyranose.

[0022] Also, it is envisaged that the compound (anti-inflammatory agent) preferably has the formula II:



wherein R, R', R¹, R², R³ and R⁴ all are as defined above.

[0023] More specific examples of anti-inflammatory of particular interest are those selected from β-D-galactopyranosyl derivatives, α-D-galactopyranosyl derivatives, β-D-glucopyranosyl derivatives, and α-D-glucopyranosyl derivatives, such as β-D-galactopyranosyl and 6-O-(α-D-galactopyranosyl)-β-D-galactopyranosyl derivatives.

[0024] Even more specific examples of anti-inflammatory agents of interest are 3-β-D-galactopyranosyloxy-2-(octadeca-9Z,12Z,15Z-trienoyloxy)propanyl octadeca-9Z,12Z,15Z-trienoate, 3-β-D-glucopyranosyloxy-2-(octadeca-9Z,12Z,15Z-trienoyloxy)propanyl octadeca-9Z,12Z,15Z-trienoate, 3-α-D-galactopyranosyloxy-2-(octadeca-9Z,12Z,15Z-trienoyloxy)propanyl octadeca-9Z,12Z,15Z-trienoate, 3-α-D-glucopyranosyloxy-2-(octadeca-9Z,12Z,15Z-trienoyloxy)propanyl octadeca-9Z,12Z,15Z-trienoate, 6-O-(α-D-galactopyranosyl)-3-β-D-galactopyranosyloxy-2-(octadeca-9Z,12Z,15Z-trienoyloxy)-propanyl octadeca-9Z,12Z,15Z-trienoate and 6-O-(α-D-galactopyranosyl)-3-α-D-galactopyranosyloxy-2-(octadeca-9Z,12Z,15Z-trienoyloxy)propanyl octadeca-9Z,12Z,15Z-trienoate, such as 3-β-D-galactopyranosyloxy-2-(octadeca-9Z,12Z,15Z-trienoyloxy)-propanyl octadeca-9Z,12Z,15Z-trienoate or 3-β-D-glucopyranosyloxy-2-(octadeca-9Z,12Z,15Z-trienoyloxy)propanyl octadeca-9Z,12Z,15Z-trienoate, e.g. 3-β-D-galactopyranosyloxy-2-(octadeca-9Z,12Z,15Z-trienoyloxy)propanyl octadeca-9Z,12Z,15Z-trienoate which can be isolated from rose-hips.

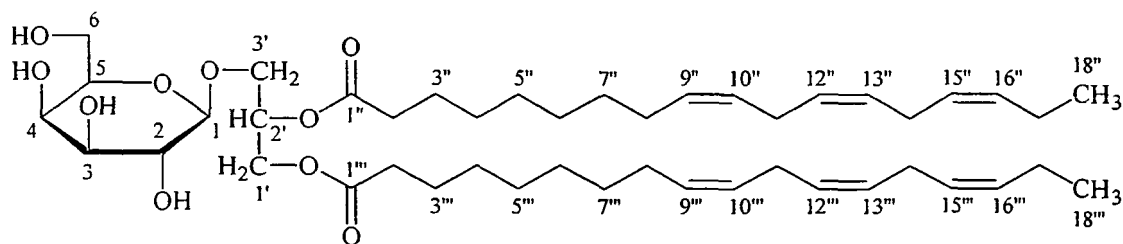
[0025] As already mentioned above, the anti-inflammatory agent may be prepared by total or partial synthesis according to the methods known in the art (see, e.g., Nagatsu et al., Bioorg. and Medicinal Chem. Vol. 4, 1619-1622, 1994; Ohta et al., Chem. Pharm., Vol 39, 1337-1339, 1991; Shibuya et al. Chem. Pharm., Vol. 40, 1166-1169, 1992), or the anti-inflammatory agent may be isolated from rose-hips or other vegetative sources. Alternatively, the anti-inflammatory agent may be present in a plant extract or material, preferably a plant extract or material enriched or standardised with

respect to the anti-inflammatory agent.

[0026] When isolated from rose-hips, the rose-hips are harvested in a generally known manner when the hips are fully ripe. Hips from wild rose bushes, such as *Rosa canina* ("dog rose-hip"), *Rosa gallica*, *Rosa condita*, *Rosa rugosa*, *Rosa hugonis*, *Rosa nitida*, *Rosa pendulina*, *Rosa pimpinellifolia*, and *Rosa sericea* may advantageously be used. The anti-inflammatory agent is preferably obtained by extraction from dried and milled rose-hips through solvent extraction, using organic or inorganic solvents such as hexane, dichloromethane, ethanol, or water, though others may be used. After extraction, the obtained extract is evaporated to dryness, to recover an extract fraction containing the anti-inflammatory agent, or, depending on the extraction steps, the anti-inflammatory agent itself is obtained as an isolate, as will be discussed further below.

[0027] As an example, 3-β-D-galactopyranosyloxy-2-(octadeca-9Z,12Z,15Z-trienoyloxy)propanyl octadeca-9Z,12Z,15Z-trienoate (Formula III) was isolated from dried powder of dog-rose hip. The isolated compound not only potently inhibits oxidative burst response but do also inhibit chemotaxis of human leukocytes.

Formula III



GOPO

[0028] While an isolated compound may be used, an enriched or standardised plant extract or standardised plant material obtained in the process of complete isolation may also be useful in the present invention, particularly as the extracted or standardised product may be obtained at lower cost than the isolated compounds. In addition, other ingredients in the extract or plant material may support or enhance the effects of the anti-inflammatory agent, such as the vitamins (some of which may have an anti-oxidative effect) that remain after partial extraction. The choice of whether to treat inflammation with an enriched or standardised extract or standardised plant material as opposed to an isolated or synthesised product most likely will depend on the extent of the inflammatory disease. For example, with arthritis, those suffering minor discomfort would most likely be well served by administration of the enriched or standardised extract or standardised plant material, while those more seriously debilitated may seek to use the isolated or synthesised compound.

[0029] The inventors' observation that the compound of formula III compounds described herein inhibit the oxidative burst response as well as chemotaxis makes it reasonable to believe that it is an active contributor to the anti-inflammatory effect of the dried rose-hip powder. Thus, the inventors believe that this finding renders it probable that the anti-inflammatory agents described herein, either as isolated compounds or included in enriched or standardised extracts or enriched plant material, are suitable for the treatment of inflammatory conditions, e.g. those associated with arthritis.

[0030] A medicament (pharmaceutical composition) comprising the anti-inflammatory agent may be useful in the prevention, treatment or alleviation inflammation, whether caused by illness or medical conditions, such as viral or bacterial diseases (commonly termed "inflammatory conditions"). "Inflammation" is defined in Stedman's Medical Dictionary, 26th Edition as "a fundamental pathologic process consisting of a dynamic complex of cytological and chemical reactions that occur in the affected blood vessels and adjacent tissue in response to injury or abnormal stimulation caused by physical, chemical or biological agent, including the local reactions and resulting morphologic changes, the destruction of removal of the injurious material, and the responses that lead to repair and healing". Examples of relevant inflammatory conditions are rheumatoid arthritis, inflammatory bowel diseases such as Crohn's disease, reactive or osteoarthritis or other arthritides such as osteoarthritis, multiple sclerosis, atherosclerosis, sepsis/septic shock, dermal inflammation, graft rejection, and inflammation secondary to chemotherapy or radiotherapy of neoplastic disease.

[0031] The present invention is presently believed to be particularly suitable for the preparation of a medicament for the treatment of arthritis and osteoarthritis.

Formulation

[0032] As mentioned above, the anti-inflammatory agent may be used directly as the pure compounds or as a constituent of an enriched or standardised plant extract or a standardised dried plant material.

[0033] Thus, the medicament may be in the form of an extract of a plant material, typically an extract where the concentration of the anti-inflammatory agent is known to the extent that the dose given to the mammal can be controlled.

[0034] Regardless of form, but in particular when the compound is in the form of a pure compound, it is normally necessary to formulate the compound so as to ease the application thereof to the mammal in need therefor, and so as to ensure suitable bioavailability of the compound.

[0035] The anti-inflammatory agents are preferably formulated in a pharmaceutically acceptable carrier (or excipient), optionally in combination with an anti-oxidant. They may also be combined with other active ingredients to synergise the anti-inflammatory effects or to offer other supplemental benefits to the user.

[0036] Thus, the anti-inflammatory agent or an enriched or standardised extract or a standardised plant material containing the anti-inflammatory agent may be formulated alone or with other ingredients, as powders, granules, tablets, suspensions, solutions or emulsions and containing ingredients known in the art for preparing such formulation and be packaged in single or multiple daily dose forms.

[0037] In particular, a pharmaceutical composition (medicament) typically comprises from about 0.1 to about 50% by weight of the anti-inflammatory agent in a pharmaceutically acceptable carrier, preferably in combination with an anti-oxidant.

[0038] Administration may proceed by oral, buccal, parenteral, topical, rectal, transdermal or intranasal administration, though oral administration is preferred.

[0039] "Pharmaceutically acceptable carriers" as used herein are those media generally acceptable for use in connection with the administration of to mammals, including humans.

[0040] The term "mammal" is intended to include larger mammals such as humans as well as domestic or farm animals such as horses, dogs, sheep, pigs, cows, etc. Among these mammals, humans are particularly interesting subjects to benefit from the invention.

[0041] Pharmaceutical compositions are generally formulated according to a number of factors well within the purview of the ordinarily skilled artisan to determine and account for, including without limitation: the particular anti-inflammatory agent, its concentration, stability and intended bioavailability; the specific inflammatory disease, disorder or condition (collectively: "condition") being treated with the medicament; the subject, its age, size and general condition; and the composition's intended route of administration, e.g., oral, buccal, parenteral, topical, rectal, transdermal or intranasal administration. Typical pharmaceutically acceptable carriers used in parenteral drug administration include, for example, D5W, an aqueous solution containing 5% weight by volume of dextrose, and physiological saline. Pharmaceutically acceptable carriers can contain additional ingredients, for example those that enhance the stability of the active ingredients included, such as preservatives and anti-oxidants.

[0042] In one embodiment, the medicament comprises an anti-oxidant in combination with the compound defined herein and the pharmaceutically acceptable carrier. The anti-oxidant is, e.g., an anti-oxidant selected from Vitamin C and derivatives thereof, Vitamin E, flavonoides, phenolic acids such as methyl, ethyl or n-propyl p-hydroxybenzoate, carotenes, butylated hydroxyanisoles, butylated hydroxytoluenes, nordihydroguaiaretic acid, etc. This embodiment is particularly relevant where the anti-inflammatory agent comprises one or more unsaturated bonds such as double bonds, which might make the compound susceptible to oxidative degradation.

[0043] The pharmaceutical composition may be administered parenterally by injection, infusion or implantation (intravenous, intramuscular, intraarticular, subcutaneous or the like) in dosage forms, formulations or e.g. suitable delivery devices or implants containing conventional, non-toxic pharmaceutically acceptable carriers and adjuvants.

[0044] The formulation and preparation of such compositions is well-known to those skilled in the art of pharmaceutical formulation. Specific formulations can be found in Remington: The Science and Practice of Pharmacy by Alfonso R. Gennaro (Editor), 20th edition (2000), Lippincott, Williams & Wilkins; ISBN: 0683306472.

[0045] The anti-inflammatory agent is typically formulated in a pharmaceutically acceptable aqueous medium.

[0046] Thus, the pharmaceutical compositions may comprise the anti-inflammatory agent in the form of a sterile injection. To prepare such a composition, the suitable anti-inflammatory agent is dispersed in a parenterally acceptable liquid vehicle which conveniently may comprise suspending, solubilising, stabilising, pH-adjusting agents and/or dispersing agents. Among acceptable vehicles that may be employed are water, water adjusted to a suitable pH by addition of an appropriate amount of hydrochloric acid, sodium hydroxide or a suitable buffer, 1,3-butanediol, Ringer's solution and isotonic sodium chloride solution.

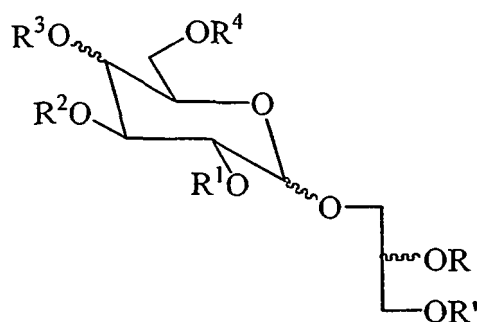
[0047] The anti-inflammatory agent can be formulated for delivery via various routes of administration. Oral administration is preferred for ease of use. A unit dosage can comprise a therapeutically effective amount of the anti-inflammatory agent for a single daily administration (e.g. orally or by feeding tube in an enteral diet for example), or be formulated to provide multiple doses per day. A unit dosage will depend on many factors including age, condition, and disease state, but in any event, the entire daily dosage will be that which is physiologically acceptable to the individual and can be administered daily over a prolonged period of time.

[0048] While still under investigation, it is believed that a dosage of from 0.001-50 mg/kg body weight per day, such as 0.005-20 mg/kg body weight per day (mg/kg/day), of the anti-inflammatory agent, would be effective in the treatment

of the inflammatory condition, in particular arthritis and osteoarthritis, and relief of the symptoms associated therewith. A similar to lesser dose rate could be administered on a daily basis as a prophylactic. A preferred unit dose is from about 0.001 to about 50, such as 0.001-20, mg/kg/day. The total daily dose would be about 0.1 to about 5000 mg/day, such as 0.5-500 mg/day. For example, the unit dose may be administered by compounding into tablets or capsules, each containing from 0.01-500 mg of 3- β -D-galactopyranosyloxy-2-(octadeca-9Z,12Z,15Z-trienoyloxy)propanyl octadeca-9Z,12Z,15Z-trienoate, the user taking from one to four capsules per day.

[0049] Although the focus of the invention discussed above is for human therapy, it is also contemplated to use the anti-inflammatory agent in the preparation of a medicament for the treatment or prophylaxis of non-human mammals, including domestic and farm animals, having an inflammatory condition caused for example by arthritis. The skilled artisan would readily ascertain the mode and method of therapy based on the animal to be treated. For example, the composition can be incorporated into the animal's water source or feed, or it can be administered as other medicaments, in the form of a tablet, capsule, liquid, emulsion, or the like.

[0050] As it is often required for regulatory reasons to standardise plant extracts or materials used as natural medicine for humans, a further aspect of the present invention relates to a method for standardising a natural medicine product with respect to one compound of the formula 1:



wherein R and R' independently are selected from hydrogen, C₁₀₋₂₄-alkyl, and C₁₀₋₂₄-acyl, said alkyl and acyl groups having 0 to 5 unsaturated bonds, and R¹, R², R³ and R⁴ independently are selected from hydrogen and glycoside moieties, with the proviso that not both of R and R' are hydrogen, as an active ingredient, said natural medicine product being intended for the treatment, alleviation or prophylaxis of inflammatory conditions in a mammal, the method comprising:

(a) providing a batch of a plant extract or material containing the compound of formula I;

(b) determining the concentration of the compound of formula I in said batch;

(c) preparing the natural medicine product in the form of unit dose forms each comprising a predetermined amount of the active ingredient, wherein the predetermined amount of the active ingredient is provided by a quantity of said batch, said quantity being determined as the predetermined amount of the active ingredient divided by the concentration of the active ingredient in said batch. The compound of formula I is preferably 3- β -D-galactopyranosyloxy-2-(octadeca-9Z,12Z,15Z-trienoyloxy)propanyl octadeca-9Z,12Z,15Z-trienoate. This aspect is further illustrated in Example 4.

[0051] While preferred embodiments of the present invention have been shown and described, it will be understood by those skilled in the art that various changes or modifications can be made without varying from the spirit and scope of the present invention, and the invention is not limited to the examples given.

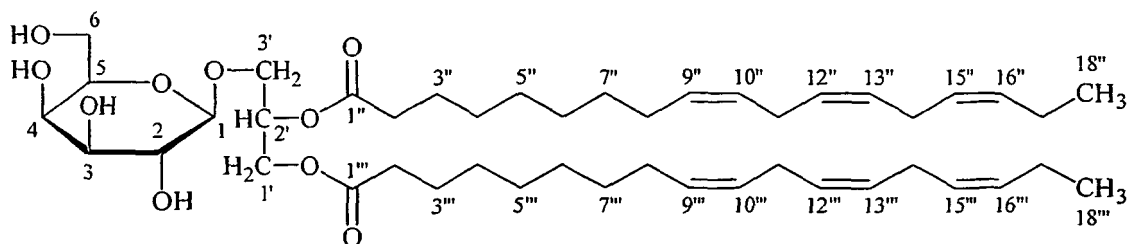
EXAMPLE 1

[0052] This example illustrates how the active principle of rose-hip was isolated from extracts of rose-hips by activity guided fractionation and the methods used for the identification of the active compound (GOPO). This example also illustrates a method for the quantification of the active compound by analytical HPLC in for example hip-rose extracts.

Activity guided fractionation and identification of the active compound

[0053] The active compound in the dog rose fruits was determined by activity guided fractionation. Thus, 1000 grams

of dried and milled fruits were sequentially extracted with hexane, dichloromethane, methanol and water, and the extracts evaporated. The resulting residues were tested for inhibition of chemotaxis of human peripheral blood neutrophils *in vitro*. From these results it was determined that the active component(s) was present in the dichloromethane extract (Figure 1). This extract was separated into clusters of components by silica gel chromatography using a gradient eluent of dichloromethane and methanol (starting with dichloromethane only and ending with methanol only) and the individual fractions tested for inhibition of chemotaxis of human peripheral blood neutrophils *in vitro*. From these results, it was concluded that the activity in these assays was mainly if not exclusively confined to a single compound. This compound was purified by preparative HPLC and the structure identified by ^1H -, ^{13}C -, NOESY-, COSY-, and HETCOR-NMR experiments to be 3- β -D-galactopyranosyloxy-2-(octadeca-9Z,12Z,15Z-trienoyloxy)propanyl octadeca-9Z,12Z,15Z-trienoate (GOPO). The chemical structure was further confirmed by basic hydrolysis in methanol (methanolysis) and acidic hydrolysis. Basic hydrolysis afforded methyl linolenate as the only methyl ester as shown by GC-MS analysis, whereas acidic hydrolysis afforded D-galactose and glycerol as shown by analytical HPLC analysis.



GOPO

[0054] Tables 1 and 2 shows the NMR data for the isolated active compound (GOPO). The NMR data (CD_3OD) of GOPO are fully in accordance with those found by Wegner et al. in Wegner, C., M. Hamburger, O. Kunert, and E. Haslinger. 2000. Tensioactive Compounds from the Aquatic Plant *Ranunculus fluitans* L. (Ranunculaceae). *Helv. Chim. Acta* 83: 1454-1464 (Ref. 1).

TABLE 1. ^{13}C -NMR spectral data (75 MHz, CDCl_3 or CD_3OD , δ -values in ppm) for GOPO.

Assignments	Multiplicity*	$\delta_c(\text{CDCl}_3)$	$\delta_c(\text{CD}_3\text{OD})$	$\delta_c(\text{CD}_3\text{OD})$ Data from Ref. 1
C-1	<i>d</i>	104.3	106.3	105.4
C-2	<i>d</i>	71.6	73.3	72.4
C-3	<i>d</i>	73.7	75.7	74.9
C-4	<i>d</i>	69.5	71.1	70.2
C-5	<i>d</i>	74.8	77.7	76.8
C-6	<i>t</i>	62.4	63.3	62.5
C-1'	<i>t</i>	63.1	64.9	64.0
C-2'	<i>d</i>	70.4	72.7	71.8
C-3'	<i>t</i>	68.4	69.6	68.7
C-1'', C-1'''	<i>s</i>	174.1, 173.7	176.1, 175.8	175.0, 174.7
C-2'', C-2'''	<i>t</i>	34.5, 34.3	36.0, 35.8	35.1, 35.0
C-3'', C-3'''	<i>t</i>	25.1 ^a	26.8 ^a	26.6 ^a
C-4'', C-4'''	<i>t</i>	29.8 ^b	31.6 ^b	30.8 ^b
C-5'', C-5'''	<i>t</i>	29.5 ^b	31.2 ^b	30.4 ^b
C-6'', C-6'''	<i>t</i>	29.4 ^b	31.1 ^b	30.3 ^b
C-7'', C-7'''	<i>t</i>	29.3 ^b	31.0 ^b	30.2 ^b
C-8'', C-8'''	<i>t</i>	27.4	29.0	28.2
C-9'', C-9'''	<i>d</i>	132.2 ^c	133.8 ^c	132.7 ^c
C-10'', C-10'''	<i>d</i>	130.4 ^c	132.1 ^c	131.1 ^c
C-11'', C-11'''	<i>t</i>	25.9 ^a	27.4 ^a	26.4 ^a
C-12'', C-12'''	<i>d</i>	128.6 ^c	130.2 ^c	129.2 ^c
C-13'', C-13'''	<i>d</i>	128.5 ^c	130.2 ^c	129.2 ^c
C-14'', C-14'''	<i>t</i>	25.8 ^a	27.3 ^a	26.0

(continued)

Assignments	Multiplicity*	$\delta_c(\text{CDCl}_3)$	$\delta_c(\text{CD}_3\text{OD})$	$\delta_c(\text{CD}_3\text{OD})$ Data from Ref. 1
C-15", C-15"	<i>d</i>	128.0 ^c	129.9 ^c	128.9 ^c
C-16", C-16"	<i>d</i>	127.3 ^c	129.2 ^c	128.3 ^c
C-17", C-17"	<i>t</i>	20.8	22.3	21.5
C-18", C-18"	<i>q</i>	14.5	15.5	14.7

*Multiplicity determined by DEPT and HETCOR-NMR experiments. Abbreviations for multiplicity: *s* = singlet, *d* = doublet, *t* = triplet, *q* = quartet. ^{a, b, c} In the same column: These assignments may be interchanged.

TABLE 2. ¹H-NMR spectral data (300 MHz, CD₃OD, δ -values in ppm) for GOPO.

H	δ_H (multiplicity, <i>J</i> in Hz), CD ₃ OD	δ_H (multiplicity, <i>J</i> in Hz), CD ₃ OD (Ref. 1)
1	4.23 (<i>d</i> , 6.6)	4.23 (<i>d</i> , 7.3)
2	3.51 (<i>dd</i> , 6.6, 9.7)	3.52 (<i>dd</i> , 7.4, 9.8)
3	3.45 (<i>dd</i> , 2.1, 9.7)	3.45 (<i>dd</i> , 3.3, 10.3)
4	3.84 (<i>dd</i> , 0.5, 2.1)	3.83 (<i>dd</i> , 1.0, 2.5)
5	3.48 (<i>m</i>)	3.48 (<i>m</i>)
6a	3.73 (<i>dd</i> , 6.6, 12.0)	3.71 (<i>m</i>)
6b	3.75 (<i>dd</i> , 4.4, 12.0)	3.76 (<i>m</i>)
1'a	4.22 (<i>dd</i> , 6.9, 12.0)	4.23 (<i>dd</i> , 7.3, 13.6)
1'b	4.43 (<i>br d</i> , 12.0)	4.44 (<i>dd</i> , 3.0, 12.1)
2'	5.27 (<i>m</i>)	5.26 (<i>m</i>)
3'a	3.71 (<i>dd</i> , 5.4, 11.0)	3.70 (<i>dd</i> , 5.4, 11.2)
3'b	3.98 (<i>dd</i> , 5.4, 10.8)	3.97 (<i>dd</i> , 5.4, 10.9)
2", 2"	2.32 (<i>br t</i> , 7.0)	2.32 (<i>m</i>)
3", 3"	1.60 (<i>m</i>)	1.59 (<i>m</i>)
4"-7", 4"-7"	1.35 (<i>m</i>)	1.32 (<i>m</i>)
8", 17", 8", 17"	2.08 (<i>m</i>)	2.08 (<i>m</i>)
9", 10", 12", 13", 15", 16"	5.35 (<i>m</i>)	5.33 (<i>m</i>)
9", 10", 12", 13", 15", 16"	2.82 (<i>br t</i> , 6.8)	2.80 (<i>m</i>)
11", 14", 11", 14"	0.98 (<i>t</i> , 7.5)	0.97 (<i>t</i> , 7.5)

Abbreviations for multiplicity: *d* = doublet, *dd* = double doublet, *m* = multiplet, *t* = triplet. *br* = broad.

Materials and Method

[0055] 5 Dried and milled fruits of dog rose (*Rosa canina* L.) were obtained from Hyben Vital International ApS (Tul-lebølle, Denmark). HPLC-grade hexane, methanol (CH₃OH), acetonitrile (CH₃CN), dichloromethane (CH₂Cl₂), and tetrahydrofuran (THF) were obtained from Merck (Darmstadt, Germany). Silica gel 60 (0.063 - 0.200 mm) and analytical (0.1 mm) silica gel 60 F₂₅₄ plates (TLC plates) were also obtained from Merck. Analytical TLC plates were developed using 10 % H₂SO₄ in CH₃OH followed by heating.

Extraction procedure

[0056] Dog rose powder (1000 g) were submerged in hexane (2 L) for 24 hours, filtered and the powder washed with hexane (2 × 500 mL). The combined hexane solutions were evaporated to dryness under reduced pressure. The powder was then submerged in CH₂Cl₂ (2 L) for 24 hours, filtered and the residual powder washed with CH₂Cl₂ (2 × 500 mL). The combined CH₂Cl₂ solutions were evaporated to dryness under reduced pressure. The powder was then submerged in CH₃OH (2 L) for 24 hours, filtered and the powder washed with CH₃OH (2 × 500 mL). The combined CH₃OH solutions were evaporated to dryness under reduced pressure. Finally the powder was submerged in water (2 L) for 24 hours, filtered and the powder washed with water (2 × 500 mL). The combined water solutions were evaporated to dryness

under reduced pressure (Figure 1).

Chromatographic conditions

5 **[0057]** The residue from evaporation of the CH_2Cl_2 solutions were dissolved in 100 mL CH_2Cl_2 and the solution placed on a silica gel column (500 × 40 mm i.d.) in hexane. The column was eluted with a stepwise gradient (1 L) of CH_3OH in CH_2Cl_2 (0, 1, 2, 5, 10, 20, and 100 % CH_3OH). Each fraction (100 mL) was analyzed by analytical TLC and, if relevant, evaporated to dryness under reduced pressure.

10 Preparative HPLC conditions

[0058] For preparative HPLC a Merck L-6200 intelligent pump and a Merck L-4200 UV-VIS detector were used. Separations were performed at 35 °C on a Develosil ODS-HG-5 (RP-18, particle size 5 μm; 250 × 20 mm i.d., Nomura Chemical Co., Japan) column protected with a guard cartridge (50 × 20 mm i.d.) packed with the same material as the column, using the following gradient: 150 mL 25 % CH_3CN (aq); 150 mL 50 % CH_3CN (aq); 150 mL 60 % CH_3CN (aq); 150 mL 70 % CH_3CN (aq); 150 mL 80 % CH_3CN (aq); 150 mL 90 % CH_3CN (aq) and 300 mL 100 % CH_3CN . Compounds were detected at 203 nm. Flow rate: 5 mL min⁻¹. Injection volume: 5 mL.

20 Analytical HPLC conditions

[0059] Analytical HPLC was performed on a SUMMIT/Dionex HPLC system equipped with a photodiode array detector (wavelength range 195-700 nm). The purity of the isolated compounds were determined at 35 °C by reversed phase analytical HPLC on a LiChrospher 100 RP-18 (particle size 5 μm; 244 × 4 mm i.d., Merck) column using the following gradient: 0-10 min (100 % solvent B); 10-25 min (100-50 % solvent B, 0-50 % solvent A); 25-55 min (50-0 % solvent B, 50-100 % solvent A); 55-64 min (100 % solvent A); 64-74 min (100-80 % solvent A, 0-20 % solvent C); 74-85 min (80 % solvent A, 20 % solvent C); 85-95 min (80-100 % solvent A, 20-0 % solvent C); 95-105 min (100-0 % solvent A, 0-100 % solvent B); and 105-110 min (100 % solvent B). All changes in the gradient are linear programmed. Solvent A: 100% CH_3CN . Solvent B: 20 % CH_3CN (aq). Solvent C: 100% THF. Compounds were detected at 203 nm. Data collection time: 0-75 min. Flow rate: 1 mL min⁻¹. Injection volume: 20 μL. Retention time for GOPO: approximately 54 min (Figure 2).

25 **[0060]** From these tests, it was determined that an extraction process for obtaining the galactolipid composition comprises the steps of obtaining a plant material such as rose-hips, drying and milling the plant material (rose-hips) to form a powder, treating the powder with a first organic solvent, in which the galactolipid is insoluble, removing the organic solvent to form a first residue, which is the galactolipid containing fraction. The use of an initial organic solvent extraction step removes non-active constituents, to provide an increased concentration of the active extract fraction. The isolation of the galactolipid involves the steps of treating the first residue with an organo/chloro solvent to extract the galactolipid from the first residue, and removing the organo/chloro solvent to precipitate a galactolipid rich fraction.

30 **[0061]** It is also possible to obtain the galactolipid anti-inflammatory extract fraction by direct extraction of the rose-hip powder using the organo/chloro solvent, and removing the organo/chloro solvent to precipitate a galactolipid rich fraction.

40 EXAMPLE 2

[0062] This example illustrates the activity of the active component of Example 1 in different cell function assays.

45 Biological Data of GOPO

[0063] 20 mg/ml of GOPO prepared in dimethylsulfoxide (DMSO) was obtained from the process described above and diluted in minimal essential medium (MEM), to final concentrations of 100 μg/ml, 50 μg/ml, 10 μg/ml, 1 μg/ml and 0.1 μg/ml for use in the cell function assays.

50 Polymorphonuclear Leukocytes

[0064] Polymorphonuclear leukocytes (PMNs) were isolated from the peripheral blood of healthy individuals in citrated glass. The cells were separated by dextran density gradient and lymphoprep separation. The purity of PMNs was greater than 98% and the cell viability as determined by trypan blue dye exclusion was greater than 98%.

Chemotaxis

[0065] Chemotaxis assay was performed using a modified Boyden chamber technique as described in Jensen, P. and Kharazmi, A., Computer-assisted image analysis assay of human neutrophil chemotaxis in vitro. *J. Immunol. Methods*, 144, 43-48. 1991. The purified PMNs were pre-incubated with different dilutions of the extracted galactolipid for 30 min at 37°C. Following preincubation, the chemotaxis of the cells towards the chemotactic factor zymosan activated serum (ZAS), which contains the biologically active chemoattractant C5a, were tested. The migrated cells were counted by a computer-assisted image analysis system.

Chemiluminescence

[0066] Chemiluminescence assay was used as a measure of oxygen radical generation by activated PMNs. The method was performed as described in Kharazmi, A., Høiby, N., Doring, G., and Valerius, N.H. *Pseudomonas aeruginosa* exoproteases inhibit human neutrophil chemiluminescence. *Infect. Immun.* 44, 587, 1984. PMNs were pre-incubated with different concentrations of the extracted galactolipid and then stimulated with opsonized zymosan. The oxidative burst response of the activated cells was measured by a luminometer (1250-LKB Wallace).

Results

Chemotaxis

[0067] Table 3 shows the results of the activity of GOPO, (100 µg/ml and 50 µg/ml dilutions) on chemotaxis of human peripheral blood polymorphonuclear leukocytes. The results are shown as the number of cells migrated and the percent inhibition.

TABLE 3

Preparation	Cells migrated	Percent inhibition
GOPO (100 µg/ml)	8	86
GOPO (50 µg/ml)	5	92
DMSO control	59	0

[0068] The same experiments as shown in Table 3 were repeated on a new batch of the active compound (GOPO). Table 4 shows the results of the activity of GOPO, (100 µg/ml, 10 µg/ml, 1 µg/ml and 0.1 µg/ml dilutions) on chemotaxis of human peripheral blood polymorphonuclear leukocytes. The results are shown as the number of cells migrated and the percent inhibition.

TABLE 4

Preparation	Cells migrated	Percent inhibition
GOPO (100 µg/ml)	12	71
GOPO (10 µg/ml)	16	62
GOPO (1 µg/ml)	15	64
GOPO (0.1 µg/ml)	39	7
DMSO control	42	0

[0069] Table 5. Shows the results of chemiluminescence of human peripheral blood polymorphonuclear leukocytes. The results are shown as millivolts.

TABLE 5

Preparation	Millivolts
GOPO (100 µg/ml)	339
GOPO (50 µg/ml)	520
DMSO control	664

EP 1 453 844 B1

[0070] Table 6. Shows the results of cell viability. Cell viability was determined by a trypan blue dye exclusion method. The cells were incubated with trypan blue. The dead cells will take up dye and appear blue under the microscope. The results are show as percent viable cells.

TABLE 6

Preparation	Percent viability
GOPO (100 µg/ml)	99
GOPO (50 µg/ml)	100
DMSO control	100

Conclusions

[0071] As shown in Tables 3 and 4, the isolated compound (GOPO) at fairly low concentrations inhibited the migration of human peripheral blood leukocytes towards the biologically active chemoattractant zymosan-activated serum, which contains C5a.

[0072] As shown in Table 5, the isolated compound at fairly low concentrations inhibited the chemiluminescence of human peripheral blood leukocytes. Chemiluminescence is a measure of oxidative burst response. This indicates that the isolated compound exhibits anti-oxidant activity. As the actual tissue damage caused by inflammatory cells such as PMN's and monocytes/macrophages, through the release of proteolytic and hydrolytic enzymes as well as toxic reactive oxygen radicals activated in the tissue and joints, the isolated compound should be a potent inhibitor of the oxidative burst response of the human peripheral blood polymorphonuclear leukocytes, the most important and abundant inflammatory cells.

[0073] As shown in Table 6, the cells were viable at concentrations of the compound, which inhibited chemotaxis and chemiluminescence, indicating that the inhibition of cell migration and oxidative burst is not related to toxicity. In other words the active compound does not appear to be toxic at the tested concentrations.

EXAMPLE 3

[0074] This example illustrates the concentration (mg/kg) of the active component of Example 1 and 2 in commercial hip-rose products.

[0075] Analysis of commercial products of dog rose for GOPO by analytical HPLC.

[0076] The analytical HPLC method described under the section 'Analytical HPLC conditions' was validated with regard to specificity, repeatability, intermediate precision, accuracy, linearity, range and robustness according to the ICH-guidelines from the European Commission (Volume 3 A Guidelines; Medicinal products for human use; Quality and biotechnology 1998 Edition) and was used to quantify GOPO in commercially available products of dog rose. In Table 7 the results from the analysis of 10 commercial dog rose products for GOPO is shown.

TABLE 7

Commercial products	GOPO (mg/kg dog rose product)
Hyben Vital	303.0
CP 1	75.8
CP 2	72.7
CP 3	62.1
CP 4	51.5
CP 5	40.9
CP 6	18.2
CP 7	15.2
CP 8	6.1
CP 9	6.1

CP = anonymous commercial product.

EXAMPLE 4

[0077] Use of the invention to prepare a standardised preparation.

[0078] According to the guidelines issued by the Danish Medicines Agency (Lægemiddelstyrelsen), a natural medicine must be standardised, to contain a specified amount of a compound that is specific for the plant or animal substance that it is prepared from. If a compound exists that is recognised as being responsible for the clinical effect of the drug, it is defined as the active compound and must be used for the standardisation. If no active compound is known, the producer can choose another characteristic compound as a marker compound for standardisation. Since the present invention indicates that GOPO is the active compound in rose hip preparations that can alleviate pains due to arthritis, it must be used for standardisation of any rose hip preparation that is registered as a natural medicine. Similar regulations for the registration of standardised preparations of herbal products etc. exist in other countries.

[0079] If a product is standardised according to a compound such as GOPO, this means that each unit, e.g. tablet or capsule, contains enough plant material to provide a defined amount of GOPO. If for example the unit dose is defined as 0.1 mg, and the concentration in the product is measured as 303 mg/kg, as described in Example 3, Table 7, each unit made from this batch of material must contain 0.330 g of the crude product.

[0080] For practical reasons, rather than adjusting the amount of material used in each tablet or capsule, the crude product is diluted by as much as is needed in order to obtain the desired concentration, and then a fixed amount of the diluted product is used for each tablet or capsule. For example, to make capsules with a content of 500 mg material and a unit dose of 0.1 mg GOPO from a batch of plant material containing 303 mg/kg, it must be diluted to a concentration of 200 mg/kg. This can be accomplished by adding to the crude product an amount of chalk powder or other inert material corresponding to 51.1% of the weight of the crude product. Then each capsule containing 500 mg diluted material will also contain 0.1 mg GOPO, and thereby meet the requirements for a standardised product.

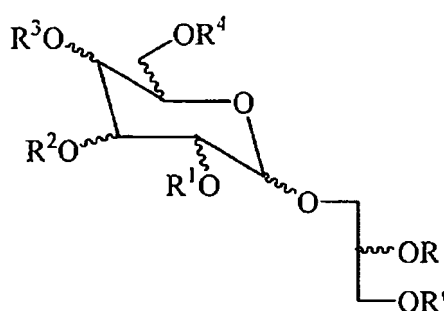
[0081] Alternatively, a high quality batch, e.g. one containing 303 mg/kg as above, can be mixed with a batch of lower quality, e.g. one containing 75.8 mg/kg.

[0082] In this case the mixture would contain 54.6% of the high quality batch, providing 165.6 mg GOPO/kg, and 45.4% of the low quality batch, providing 34.4 mg/kg, in order to obtain in total the desired standardised concentration of 200 mg/kg.

[0083] In any case, when the active compound is used for standardisation, the standard concentration must be chosen so the final product contains a lower concentration of active compound than the best part of the raw materials. The general principle outlined here is applicable to any of the types of compounds described in the text, and present in any source material.

Claims

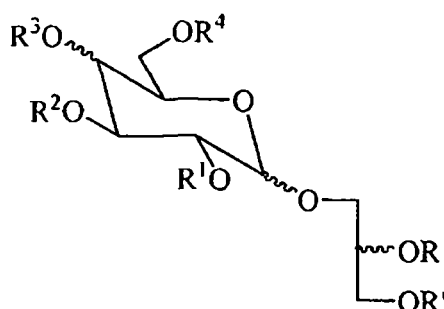
1. The use of a compound of the formula I:



wherein R and R' independently are selected from hydrogen, C₁₀₋₂₄-alkyl, and C₁₀₋₂₄-acyl, said alkyl and acyl groups having 0 to 5 unsaturated bonds, and R¹, R², R³ and R⁴ independently are selected from hydrogen and glycoside moieties; with the first proviso that not both of R and R' are hydrogen, and with the second proviso that none of R and R' is eicosapentaenoyl, for the preparation of a medicament for the treatment, alleviation or prophylaxis of an inflammatory condition selected from rheumatoid arthritis, inflammatory bowel diseases, reactive or osteo-arthritis or other arthritides in a mammal.

2. The use according to claim 1, wherein R and R' independently are selected from C₁₀₋₂₄-alkyl and C₁₀₋₂₄-acyl, e.g. from C₁₀₋₂₄-acyl, said alkyl and acyl groups having 0 to 5 unsaturated bonds.

3. The use according to any of the preceding claims, wherein any alkyl and acyl groups have 0 to 4 unsaturated bonds, such as 1-3 unsaturated bonds, e.g. 2 or 3 unsaturated bonds, in particular 3 unsaturated bonds.
4. The use according to any of the preceding claims, wherein any unsaturated bonds are double bonds.
5. The use according to any of the preceding claims, wherein R and R' both are C₁₆₋₂₀-acyl having 1 to 3 double bonds, such as C₁₈-acyl having 3 double bonds.
6. The use according to any of the preceding claims, wherein the compound has the formula II:



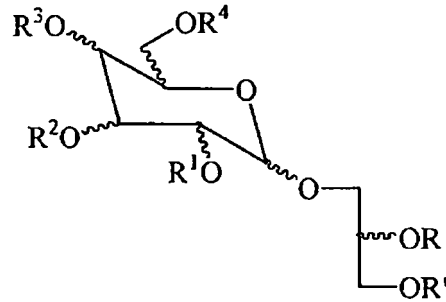
wherein R, R', R¹, R², R³ and R⁴ all are as defined in any of claims 1-5.

7. The use according to any of the preceding claims, wherein the compound is selected from β-D-galactopyranosyl derivatives, α-D-galactopyranosyl derivatives, β-D-glucopyranosyl derivatives, and α-D-glucopyranosyl derivatives.
8. The use according to claim 1, wherein the compound is selected from 3-β-D-galactopyranosyloxy-2-(octadeca-9Z,12Z,15Z-trienoyloxy)propanyl octadeca-9Z,12Z,15Z-trienoate, 3-β-D-glucopyranosyloxy-2-(octadeca-9Z,12Z,15Z-trienoyloxy)propanyl octadeca-9Z,12Z,15Z-trienoate, 3-α-D-galactopyranosyloxy-2-(octadeca-9Z,12Z,15Z-trienoyloxy)propanyl octadeca-9Z,12Z,15Z-trienoate, and 3-α-D-glucopyranosyloxy-2-(octadeca-9Z,12Z,15Z-trienoyloxy)propanyl octadeca-9Z,12Z,15Z-trienoate.
9. The use according to any of the preceding claims, wherein the medicament is adapted for oral, buccal, parenteral, topical, rectal, transdermal or intranasal administration.
10. The use according to any of the preceding claims, wherein the medicament is in the form of a daily dose form applicable for administration of about 0.005-50 mg/kg body weight per day, in unitary or multiple doses.
11. The use according to any of the preceding claims, wherein the inflammatory condition is arthritis.
12. The use according to any of the preceding claims, wherein the inflammatory condition is osteoarthritis.
13. The use according to any of the preceding claims, wherein the medicament comprises one or more compounds of the above formula in a total concentration of 0.1-50% based on the total weight of the medicament.
14. The use according to any of the preceding claims, wherein the medicament further comprises an anti-oxidant.
15. A pharmaceutical composition comprising one or more compounds as defined in any of the claims 1-8, an antioxidant, and a pharmaceutically acceptable carrier.
16. A composition according to claim 15, wherein the compound is selected from β-D-galactopyranosyl derivatives, α-D-galactopyranosyl derivatives, β-D-glucopyranosyl derivatives, and α-D-glucopyranosyl derivatives
17. A composition according to any one of claims 15 or 16, wherein the compound is selected from 3-β-D-galactopyranosyloxy-2-(octadeca-9Z,12Z,15Z-trienoyloxy)propanyl octadeca-9Z,12Z,15Z-trienoate, 3-β-D-glucopyranosyloxy-2-(octadeca-9Z,12Z,15Z-trienoyloxy)propanyl octadeca-9Z,12Z,15Z-trienoate, 3-α-D-galactopyranosyloxy-2-(octadeca-9Z,12Z,15Z-trienoyloxy)propanyl octadeca-9Z,12Z,15Z-trienoate, and 3-α-D-glucopyranosyloxy-2-(octadeca-

ca-9Z,12Z,15Z-trienoyloxy)propanyl octadeca-9Z,12Z,15Z-trienoate.

18. A composition according to any one of claims 15-17, wherein the one or more compound(s) constitutes 0.1-50% by weight.

19. A standardised product, based on rose hip material comprising a predetermined amount in a unit dose form in the range of 0.01-500 mg of an active ingredient of the formula I:



wherein R and R' independently are selected from hydrogen, C₁₀₋₂₄-alkyl, and C₁₀₋₂₄-acyl, said alkyl and acyl groups having 0 to 5 unsaturated bonds, and R¹, R², R³ and R⁴ independently are selected from hydrogen and glycoside moieties, with the proviso that not both of R and R' are hydrogen.

20. The product according to claim 19, wherein the active ingredient is 3-β-D-galactopyranosyloxy-2-(octadeca-9Z,12Z,15Z-trienoyloxy)propanyl octadeca-9Z,12Z,15Z-trienoate.

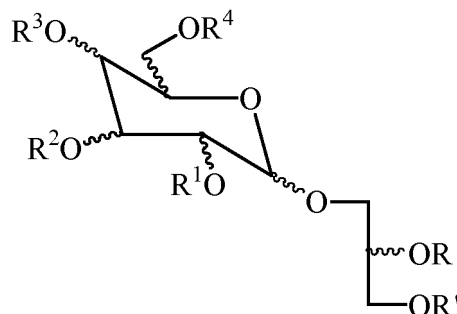
21. A product according to any one of claims 19-20, wherein the product is prepared in the form of unit dose forms each comprising a predetermined amount of the active ingredient, wherein the predetermined amount of the active ingredient is provided by a quantity of said batch, said quantity being determined as the predetermined amount of the active ingredient divided by the concentration of the active ingredient in said batch.

22. A product according to any one of claims 19-21, wherein the active ingredient is provided in a predetermined unit dose forms in the range of 0.001-50 mg/kg body weight.

23. A product according to any one of claims 19-22, wherein the product is a natural medicine product.

Patentansprüche

1. Verwendung einer Verbindung der Formel I:

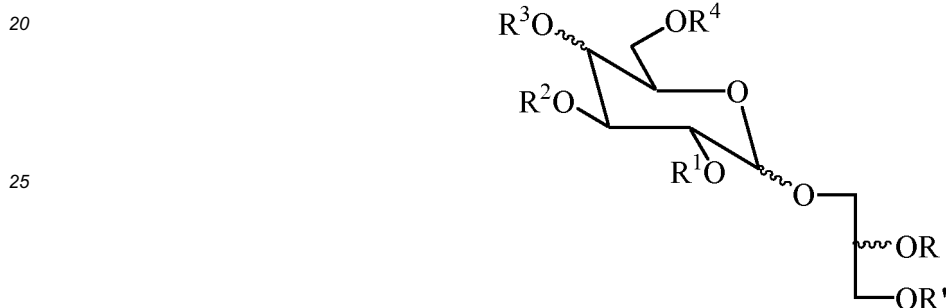


wobei R und R' unabhängig voneinander ausgewählt sind aus Wasserstoff, C₁₀₋₂₄-Alkyl und C₁₀₋₂₄-Acyl, wobei die Alkyl- und Acylgruppen 0 bis 5 ungesättigte Bindungen aufweisen, und R¹, R², R³ und R⁴ unabhängig voneinander ausgewählt sind aus Wasserstoff und Glycosidanteilen; mit der ersten Maßgabe, dass R und R' nicht gleichzeitig Wasserstoff sind, und mit der zweiten Maßgabe, dass weder R noch R' Eicosapentaenoyl ist, zur Herstellung eines

EP 1 453 844 B1

Arzneimittels zur Behandlung, Linderung oder Prophylaxe eines entzündlichen Zustands, ausgewählt aus der Gruppe, bestehen aus rheumatoider Arthritis, entzündlichen Darmkrankheiten, reaktiver oder Osteoarthritis oder anderen Arthritiserkrankungen bei einem Säugetier.

- 5 2. Verwendung nach Anspruch 1, wobei R und R' unabhängig voneinander ausgewählt sind aus C₁₀₋₂₄-Alkyl und C₁₀₋₂₄-Acyl, z. B. aus C₁₀₋₂₄-Acyl, wobei die Alkyl- und Acylgruppen 0 bis 5 ungesättigte Bindungen aufweisen.
- 10 3. Verwendung nach einem der vorhergehenden Ansprüche, wobei jede Alkyl- und Acylgruppe 0 bis 4 ungesättigte Bindungen aufweist, wie 1-3 ungesättigte Bindungen, beispielsweise 2 oder 3 ungesättigte Bindungen, insbesondere 3 ungesättigte Bindungen.
- 15 4. Verwendung nach einem der vorhergehenden Ansprüche, wobei jede ungesättigte Bindung eine Doppelbindung ist.
5. Verwendung nach einem der vorhergehenden Ansprüche, wobei R und R' beide C₁₆₋₂₀-Acyl mit 1 bis 3 Doppelbindungen sind, wie C₁₈-Acyl mit 3 Doppelbindungen.
6. Verwendung nach einem der vorhergehenden Ansprüche, wobei die Verbindung die Formel II aufweist:

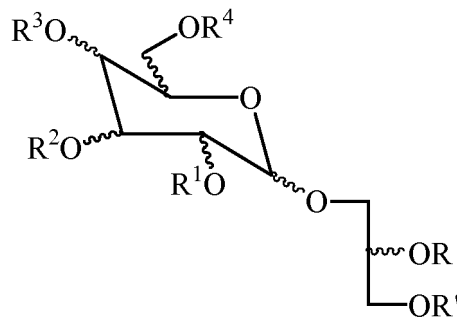


wobei R, R', R¹, R², R³ und R⁴ alle wie in einem der vorstehenden Ansprüche 1-5 definiert sind.

- 35 7. Verwendung nach einem der vorhergehenden Ansprüche, wobei die Verbindung ausgewählt ist aus β-D-Galactopyranosylderivaten, α-D-Galactopyranosylderivaten, β-D-Glucopyranosylderivaten und α-D-Glucopyranosylderivaten.
- 40 8. Verwendung nach einem der vorhergehenden Ansprüche, wobei die Verbindung ausgewählt ist aus 3-β-D-Galactopyranosyloxy-2-(octadeca-9Z,12Z,15Z-trienoyloxy)propanyloctadeca-9Z,12Z,15Z-trienoat, 3-β-D-Glucopyranosyloxy-2-(octadeca-9Z,12Z,15Z-trienoyloxy)propanyloctadeca-9Z,12Z,15Z-trienoat, 3-α-D-Galactopyranosyloxy-2-(octadeca-9Z,12Z,15Z-trienoyloxy)propanyloctadeca-9Z,12Z,15Z-trienoat und 3-α-D-Glucopyranosyloxy-2-(octadeca-9Z,12Z,15Z-trienoyloxy)propanyloctadeca-9Z,12Z,15Z-trienoat.
- 45 9. Verwendung nach einem der vorhergehenden Ansprüche, wobei das Arzneimittel für die orale, bukkale, parenterale, topische, rektale, transdermale oder intranasale Verabreichung angepasst ist.
- 50 10. Verwendung nach einem der vorhergehenden Ansprüche, wobei das Arzneimittel in Form einer Tagesdosisform vorliegt, die für die Verabreichung von etwa 0,005 /mg/kg Körpergewicht pro Tag in einer oder mehreren Dosen geeignet ist.
11. Verwendung nach einem der vorhergehenden Ansprüche, wobei der entzündliche Zustand Arthritis ist.
12. Verwendung nach einem der vorhergehenden Ansprüche, wobei der entzündliche Zustand Osteoarthritis ist.
- 55 13. Verwendung nach einem der vorhergehenden Ansprüche, wobei das Arzneimittel eine oder mehrere Verbindungen der vorstehenden Formel in einer Gesamtkonzentration von 0,1 bis 50 % bezogen auf das Gesamtgewicht des Arzneimittels umfasst.
14. Verwendung nach einem der vorhergehenden Ansprüche, wobei das Arzneimittel weiterhin ein Antioxidationsmittel

umfasst.

- 5
15. Pharmazeutische Zusammensetzung, umfassend eine oder mehrere Verbindungen wie in einem der Ansprüche 1-8 definiert, ein Antioxidationsmittel und einen pharmazeutisch verträglichen Träger.
- 10
16. Zusammensetzung nach Anspruch 15, wobei die Verbindung ausgewählt ist aus β -D-Galactopyranosyloxyderivaten, α -D-Galactopyranosyloxyderivaten, β -D-Glucopyranosyloxyderivaten und α -D-Glucopyranosyloxyderivaten.
17. Zusammensetzung nach einem der Ansprüche 15 oder 16, wobei die Verbindung ausgewählt ist aus 3- β -D-Galactopyranosyloxy-2-(octadeca-9Z,12Z,15Z-trienoyloxy)propanyloctadeca-9Z,12Z,15Z-trienoat, 3- β -D-Glucopyranosyloxy-2-(octadeca-9Z,12Z,15Z-trienoyloxy)propanyloctadeca-9Z,12Z,15Z-trienoat, 3- α -D-Galactopyranosyloxy-2-(octadeca-9Z,12Z,15Z-trienoyloxy)propanyloctadeca-9Z,12Z,15Z-trienoat und 3- α -D-Glucopyranosyloxy-2-(octadeca-9Z,12Z,15Z-trienoyloxy)propanyloctadeca-9Z,12Z,15Z-trienoat.
- 15
18. Zusammensetzung nach einem der Ansprüche 15-17, wobei die eine oder mehreren Verbindungen 0,1-50 Gew.-% darstellen.
19. Standardisiertes Produkt auf der Grundlage von Hagebuttenmaterial, umfassend eine vorbestimmte Menge Einheitsdosisform im Bereich von 0,01-500 mg eines Wirkstoffs der Formel I:
- 20



wobei R und R' unabhängig voneinander ausgewählt sind aus Wasserstoff, C₁₀₋₂₄-Alkyl und C₁₀₋₂₄-Acyl, wobei die Alkyl- und Acylgruppen 0 bis 5 ungesättigte Bindungen aufweisen, und R¹, R², R³ und R⁴ unabhängig voneinander ausgewählt sind aus Wasserstoff und Glycosidanteilen, mit der Maßgabe, dass R und R' nicht gleichzeitig Wasserstoff sind.

35

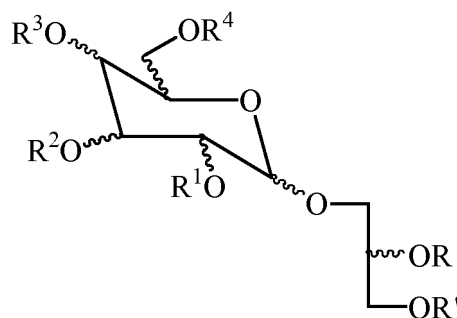
- 40
20. Produkt nach Anspruch 19, wobei der Wirkstoff 3- β -D-Galactopyranosyloxy-2-(octadeca-9Z,12Z,15Z-trienoyloxy)propanyloctadeca-9Z,12Z,15Z-trienoat ist.
- 45
21. Produkt nach einem der Ansprüche 19-20, wobei das Produkt in Form von Einheitsdosisformen hergestellt wird, die jeweils eine vorbestimmte Menge des Wirkstoffs umfassen, wobei die vorbestimmte Menge des Wirkstoffs durch eine Menge der Charge bereitgestellt wird, wobei die Menge als die vorbestimmte Menge des Wirkstoffs dividiert mit der Konzentration des Wirkstoffs in jeder Charge ermittelt wird.
22. Produkt nach einem der Ansprüche 19-21, wobei der Wirkstoff in einer vorbestimmten Einheitsdosisform im Bereich von 0,001-50 mg/kg Körpergewicht bereitgestellt wird.
- 50
23. Produkt nach einem der Ansprüche 19-22, wobei das Produkt ein Naturheilmittelprodukt ist.

Revendications

- 55
1. L'utilisation d'un composé de formule I :

5

10



15

20

dans laquelle R et R' sont choisis indépendamment parmi un hydrogène, un C₁₀₋₂₄-alkyle et un C₁₀₋₂₄-acyle, lesdits groupes alkyle et acyle possédant 0 à 5 liaisons insaturées, et R¹, R², R³ et R⁴ sont choisis indépendamment parmi des fractions hydrogène et glycoside ; à la première condition que R et R' ne soient pas tous deux un hydrogène, et à la seconde condition qu'aucun de R et R' ne soit un eicosapentaénoyle, pour la préparation d'un médicament destiné au traitement, au soulagement ou à la prophylaxie d'une maladie inflammatoire choisie parmi la polyarthrite rhumatoïde, les maladies inflammatoires de l'intestin, l'arthrite réactionnelle ou l'ostéo-arthrite ou d'autres arthrites chez un mammifère.

25

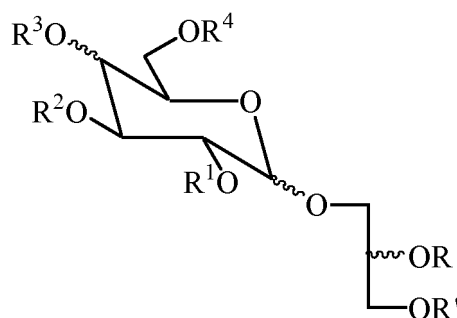
30

35

2. L'utilisation selon la revendication 1, dans laquelle R et R' sont choisis indépendamment parmi un C₁₀₋₂₄-alkyle et un C₁₀₋₂₄-acyle, par exemple un C₁₀₋₂₄-acyle, lesdits groupes alkyle et acyle possédant 0 à 5 liaisons insaturées.
3. L'utilisation selon l'une quelconque des revendications précédentes, dans laquelle tous les groupes alkyle et acyle possèdent 0 à 4 liaisons insaturées, telles que 1 à 3 liaisons insaturées, par exemple 2 ou 3 liaisons insaturées, en particulier 3 liaisons insaturées.
4. L'utilisation selon l'une quelconque des revendications précédentes, dans laquelle toutes les liaisons insaturées sont des doubles liaisons.
5. L'utilisation selon l'une quelconque des revendications précédentes, dans laquelle R et R' sont tous deux un C₁₆₋₂₀-acyle possédant 1 à 3 doubles liaisons, tel qu'un C₁₈-acyle possédant 3 doubles liaisons.
6. L'utilisation selon l'une quelconque des revendications précédentes, dans laquelle le composé possède la formule II :

40

45



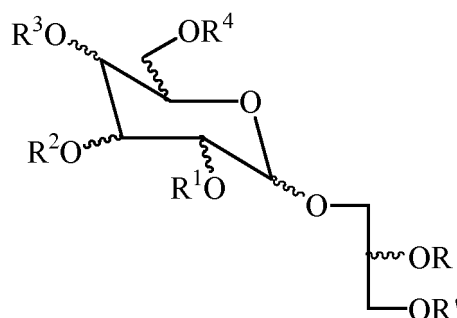
dans laquelle R, R', R¹, R², R³ et R⁴ sont tous tels que définis dans l'une quelconque des revendications 1 à 5.

50

55

7. L'utilisation selon l'une quelconque des revendications précédentes, dans laquelle le composé est choisi parmi des dérivés du β-D-galactopyranosyle, des dérivés du α-D-galactopyranosyle, des dérivés du β-D-glucopyranosyle et des dérivés du α-D-glucopyranosyle.
8. L'utilisation selon la revendication 1, dans laquelle le composé est choisi parmi le 3-β-D-galactopyranosyloxy-2-(octadéca-9Z,12Z,15Z-triénoyloxy)propanyl octadéca-9Z,12Z,15Z-triénoate, le 3-β-D-glucopyranosyloxy-2-(octadéca-9Z,12Z,15Z-triénoyloxy)propanyl octadéca-9Z,12Z,15Z-triénoate, le 3-α-D-galactopyranosyloxy-2-(octadéca-9Z,12Z,15Z-triénoyloxy)propanyl octadéca-9Z,12Z,15Z-triénoate et le 3-α-D-glucopyranosyloxy-2-(octadéca-9Z,12Z,15Z-triénoyloxy)propanyl octadéca-9Z,12Z,15Z-triénoate.

9. L'utilisation selon l'une quelconque des revendications précédentes, dans laquelle le médicament est adapté pour une administration orale, buccale, parentérale, topique, rectale, transdermique ou intranasale.
10. L'utilisation selon l'une quelconque des revendications précédentes, dans laquelle le médicament se présente sous la forme d'une dose quotidienne utilisable pour l'administration d'environ 0,005 à 50 mg/kg de poids corporel par jour, par dose unitaire ou doses multiples.
11. L'utilisation selon l'une quelconque des revendications précédentes, dans laquelle la maladie inflammatoire est l'arthrite.
12. L'utilisation selon l'une quelconque des revendications précédentes, dans laquelle la maladie inflammatoire est l'arthrose.
13. L'utilisation selon l'une quelconque des revendications précédentes, dans laquelle le médicament comprend un ou plusieurs composés de formule ci-dessus dans une concentration totale de 0,1 à 50 % sur la base du poids total du médicament.
14. L'utilisation selon l'une quelconque des revendications précédentes, dans laquelle le médicament comprend également un antioxydant.
15. Composition pharmaceutique comprenant un ou plusieurs composés tels que définis dans l'une quelconque des revendications 1 à 8, un antioxydant et un véhicule pharmaceutiquement acceptable.
16. Composition selon la revendication 15, dans laquelle le composé est choisi parmi des dérivés du β -D-galactopyranosyloxy, des dérivés du α -D-galactopyranosyle, des dérivés du β -D-glucopyranosyle et des dérivés du α -D-glucopyranosyle.
17. Composition selon l'une quelconque des revendications 15 ou 16, dans laquelle le composé est choisi parmi le 3- β -D-galactopyranosyloxy-2-(octadéca-9Z,12Z,15Z-triénoyloxy)propanyl octadéca-9Z,12Z,15Z-triénoate, le 3- β -D-glucopyranosyloxy-2-(octadéca-9Z,12Z,15Z-triénoyloxy)propanyl octadéca-9Z,12Z,15Z-triénoate, le 3- α -D-galactopyranosyloxy-2-(octadéca-9Z,12Z,15Z-triénoyloxy)propanyl octadéca-9Z,12Z,15Z-triénoate et le 3- α -D-glucopyranosyloxy-2-(octadéca-9Z,12Z,15Z-triénoyloxy)propanyl octadéca-9Z,12Z,15Z-triénoate.
18. Composition selon l'une quelconque des revendications 15 à 17, dans laquelle les un ou plusieurs composés représentent 0,1 à 50 % en poids.
19. Produit standardisé à base de matière issue du cynorrhodon comprenant une quantité prédéterminée, sous forme de dose unitaire allant de 0,01 à 500 mg, d'un ingrédient actif de formule I :



dans laquelle R et R' sont choisis indépendamment parmi un hydrogène, un C₁₀₋₂₄-alkyle et un C₁₀₋₂₄-acyle, lesdits groupes alkyle et acyle possédant 0 à 5 liaisons insaturées, et R¹, R², R³ et R⁴ sont choisis indépendamment parmi des fractions hydrogène et glycoside, à la condition que R et R' ne soient pas tous deux un hydrogène.

20. Le produit selon la revendication 19, dans lequel l'ingrédient actif est le 3- β -D-galactopyranosyloxy-2-(octadéca-9Z,12Z,15Z-triénoyloxy)propanyl octadéca-9Z,12Z,15Z-triénoate.

EP 1 453 844 B1

21. Produit selon l'une quelconque des revendications 19 à 20, dans lequel le produit est préparé sous la forme de doses unitaires comprenant chacune une quantité prédéterminée de l'ingrédient actif, dans lequel la quantité prédéterminée de l'ingrédient actif est apportée par une quantité dudit lot, ladite quantité étant déterminée comme la quantité prédéterminée de l'ingrédient actif divisée par la concentration de l'ingrédient actif dans ledit lot.

5

22. Produit selon l'une quelconque des revendications 19 à 21, dans lequel l'ingrédient actif est apporté sous la forme d'une dose unitaire prédéterminée allant de 0,001 à 50 mg/kg de poids corporel.

10

23. Produit selon l'une quelconque des revendications 19 à 22, dans lequel le produit est un produit médicamenteux naturel.

15

20

25

30

35

40

45

50

55

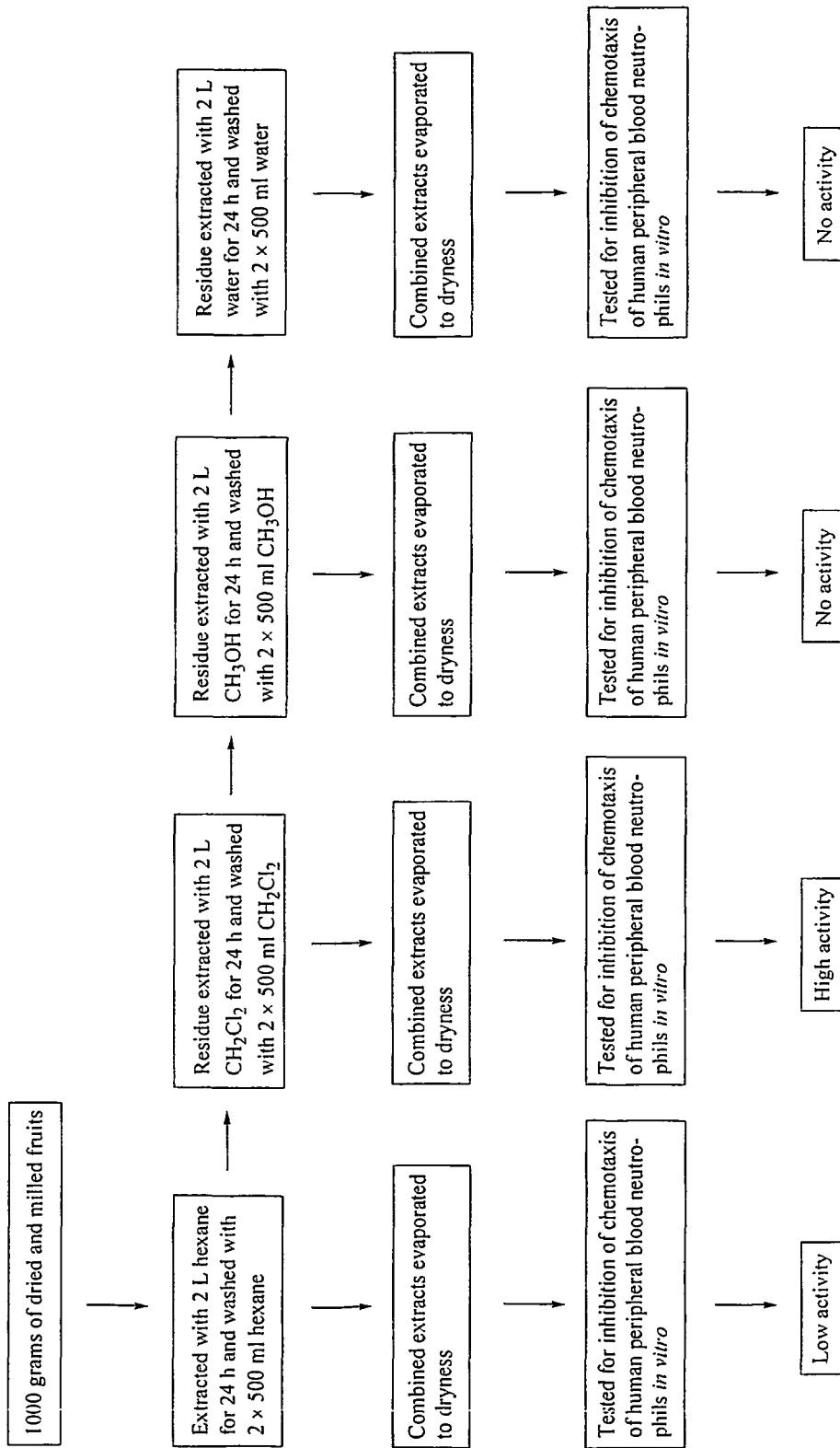


FIGURE 1

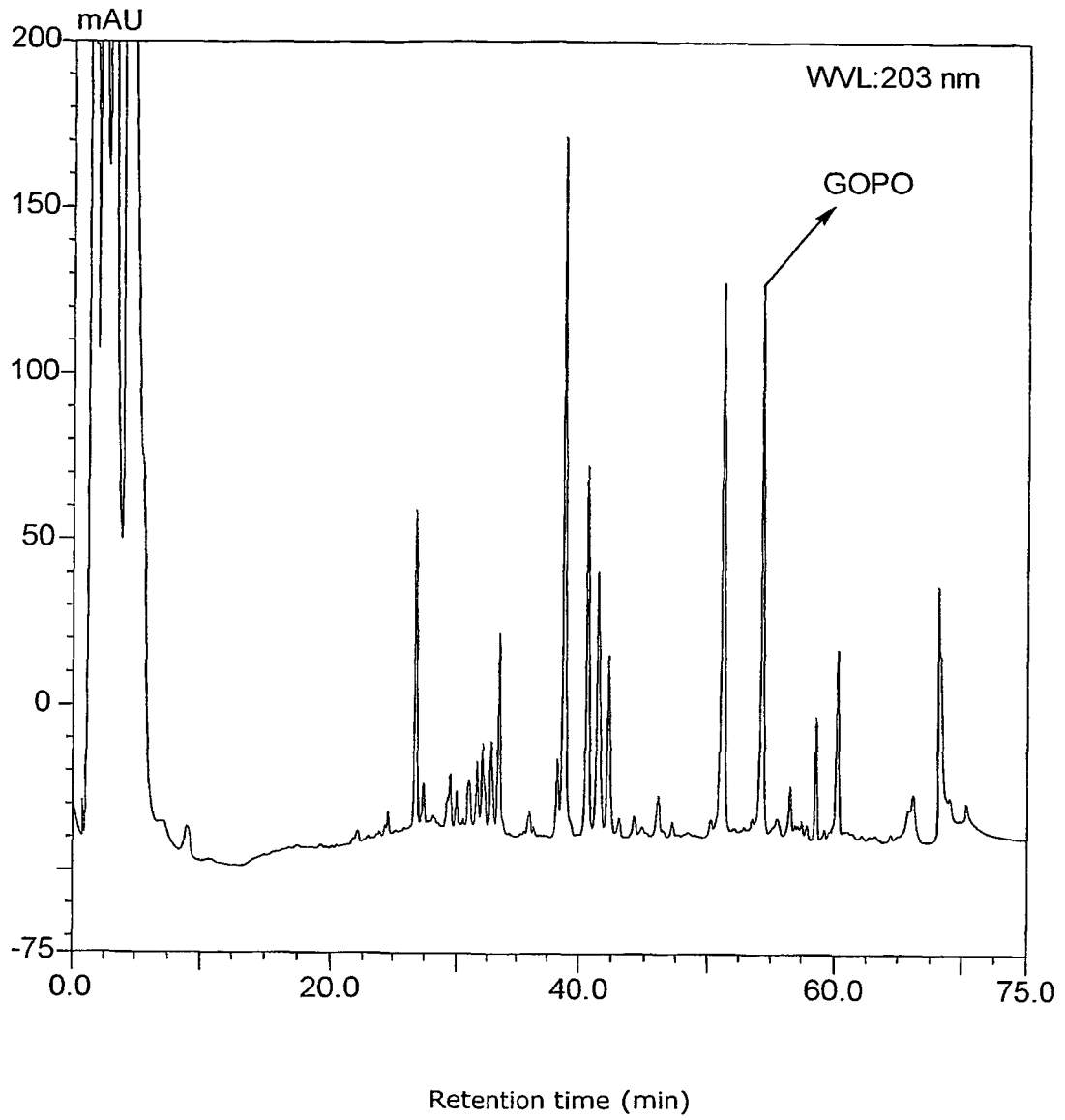


FIGURE 2

REFERENCES CITED IN THE DESCRIPTION

This list of references cited by the applicant is for the reader's convenience only. It does not form part of the European patent document. Even though great care has been taken in compiling the references, errors or omissions cannot be excluded and the EPO disclaims all liability in this regard.

Patent documents cited in the description

- US 6024960 A [0003]
- US 69476400 A [0003]
- US 5620962 A [0004]
- US 5767095 A [0004]
- WO 9830573 A [0005]
- EP 0671406 A [0005]

Non-patent literature cited in the description

- **WINTHER ; REIN ; KHARAZMI.** *Inflammopharmacology*, 1999, vol. 7, 63-68 [0002]
- **KHARAZMI ; WINTHER.** *Inflammopharmacology*, 1999, vol. 7, 377-386 [0002]
- **KIKUCHI, H. ; TSUKITANI, Y. ; SHIMIZU, I. ; KOBAYASHI, M. ; KITAGAWA, J.** *Chem. Pharm. Bull.*, 1983, vol. 31, 552-556 [0005]
- **OTHA, NAOKI et al.** *Synthesis of biologically active galactosyl.*, 1991, vol. 39 (5 [0005]
- **MURAKAMI, AKIRA et al.** Glyceroglycolipids from. *J. Agric Food Chem*, 1995, vol. 43, 2779-2783 [0005]
- **CATENI et al.** Galactolipids from Mori Folium. *Database STN Caplus*, 2000, vol. 31 (1 [0005]
- **CATENI F et al.** Biologically active compounds. *Pharm Pharmacol Lett*, 2001, vol. 2 [0005]
- **OTHA et al.** *Chem. Pharm. Bull.*, vol. 39 (5), 1337-9 [0005]
- **MURAKAMI et al.** *J. Agric. Food Chem.*, 1995, vol. 43, 2779-83 [0005]
- **KIM et al.** *Saengyak Hakhoechi*, 2000, vol. 31 (1), 95-100 [0005]
- **CATENI et al.** *Pharm. Pharmacol Lett.*, 2001, vol. 2, 53-57 [0005]
- **NAGATSU et al.** *Bioorg. and Medicinal Chem.*, 1994, vol. 4, 1619-1622 [0025]
- **OHTA et al.** *Chem. Pharm.*, 1991, vol. 39, 1337-1339 [0025]
- **SHIBUYA et al.** *Chem. Pharm.*, 1992, vol. 40, 1166-1169 [0025]
- Remington: The Science and Practice of Pharmacy. Lippincott, Williams & Wilkins, 2000 [0044]
- **WEGNER, C. ; M. HAMBURGER ; O. KUNERT ; E. HASLINGER.** Tensioactive Compounds from the Aquatic Plant *Ranunculus fluitans* L. (Ranunculaceae. *Helv. Chim. Acta*, 2000, vol. 83, 1454-1464 [0054]
- **JENSEN, P. ; KHARAZMI, A.** Computer-assisted image analysis assay of human neutrophil chemotaxis in vitro. *J. Immunol. Methods*, 1991, vol. 144, 43-48 [0065]
- **KHARAZMI, A. ; HØIBY, N. ; DORING, G. ; VALERIUS, N.H.** Pseudomonas aeruginosa exoproteases inhibit human neutrophil chemiluminescence. *Infect. Immun.*, 1984, vol. 44, 587 [0066]
- ICH-guidelines from the European Commission. A Guidelines; Medicinal products for human use; Quality and biotechnology. 1998, vol. 3 [0076]